

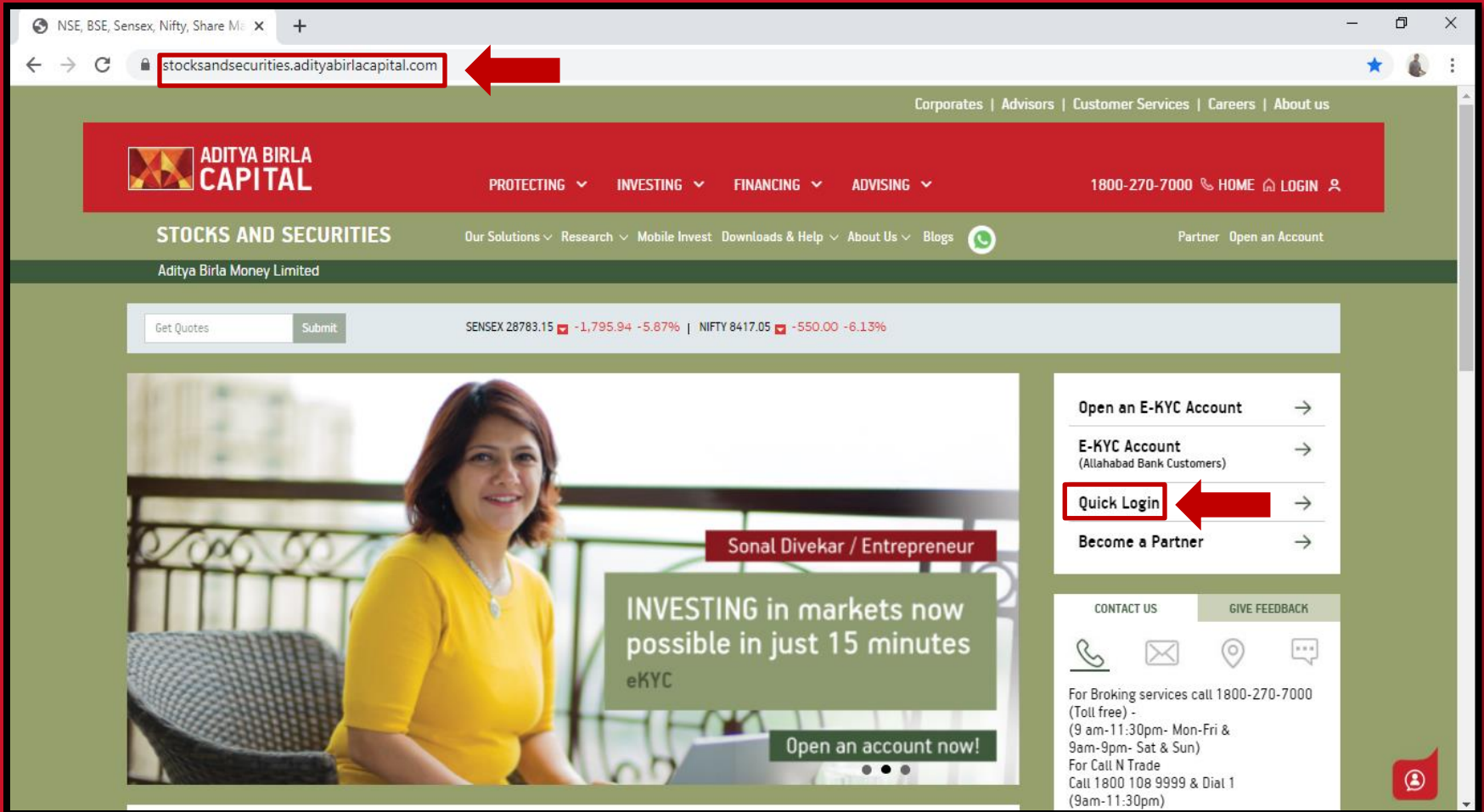
# AB Trade User Manual



**ADITYA BIRLA  
CAPITAL**

PROTECTING INVESTING FINANCING ADVISING

# Website Link




The screenshot shows the Aditya Birla Capital website. The browser's address bar displays the URL `stocksandsecurities.adityabirlacapital.com`, which is highlighted with a red box and a red arrow pointing to it. The website header includes the Aditya Birla Capital logo, navigation links (PROTECTING, INVESTING, FINANCING, ADVISING), and contact information (1800-270-7000, HOME, LOGIN). The main content area features a banner for "INVESTING in markets now possible in just 15 minutes eKYC" with a photo of Sonal Divekar, an Entrepreneur, and a button that says "Open an account now!". On the right side, there is a sidebar with links: "Open an E-KYC Account", "E-KYC Account (Allahabad Bank Customers)", "Quick Login" (highlighted with a red box and a red arrow), and "Become a Partner". Below this, there is a "CONTACT US" section with icons for phone, email, location, and chat, followed by contact details for broking services.

NSE, BSE, Sensex, Nifty, Share M... x +

← → ↻ 🔒 `stocksandsecurities.adityabirlacapital.com` ★ 👤 ⋮

Corporates | Advisors | Customer Services | Careers | About us

 **ADITYA BIRLA  
CAPITAL**

PROTECTING ▾ INVESTING ▾ FINANCING ▾ ADVISING ▾

1800-270-7000 📞 HOME 🏠 LOGIN 👤

**STOCKS AND SECURITIES**


Our Solutions ▾ Research ▾ Mobile Invest Downloads & Help ▾ About Us ▾ Blogs 🗨️

Partner Open an Account

Aditya Birla Money Limited

Get Quotes Submit

SENSEX 28783.15 ▼ -1,795.94 -5.87% | NIFTY 8417.05 ▼ -550.00 -6.13%

 **Sonal Divekar / Entrepreneur**

**INVESTING** in markets now possible in just 15 minutes  
eKYC

**Open an account now!**

**Open an E-KYC Account** →

**E-KYC Account** (Allahabad Bank Customers) →

**Quick Login** →

**Become a Partner** →

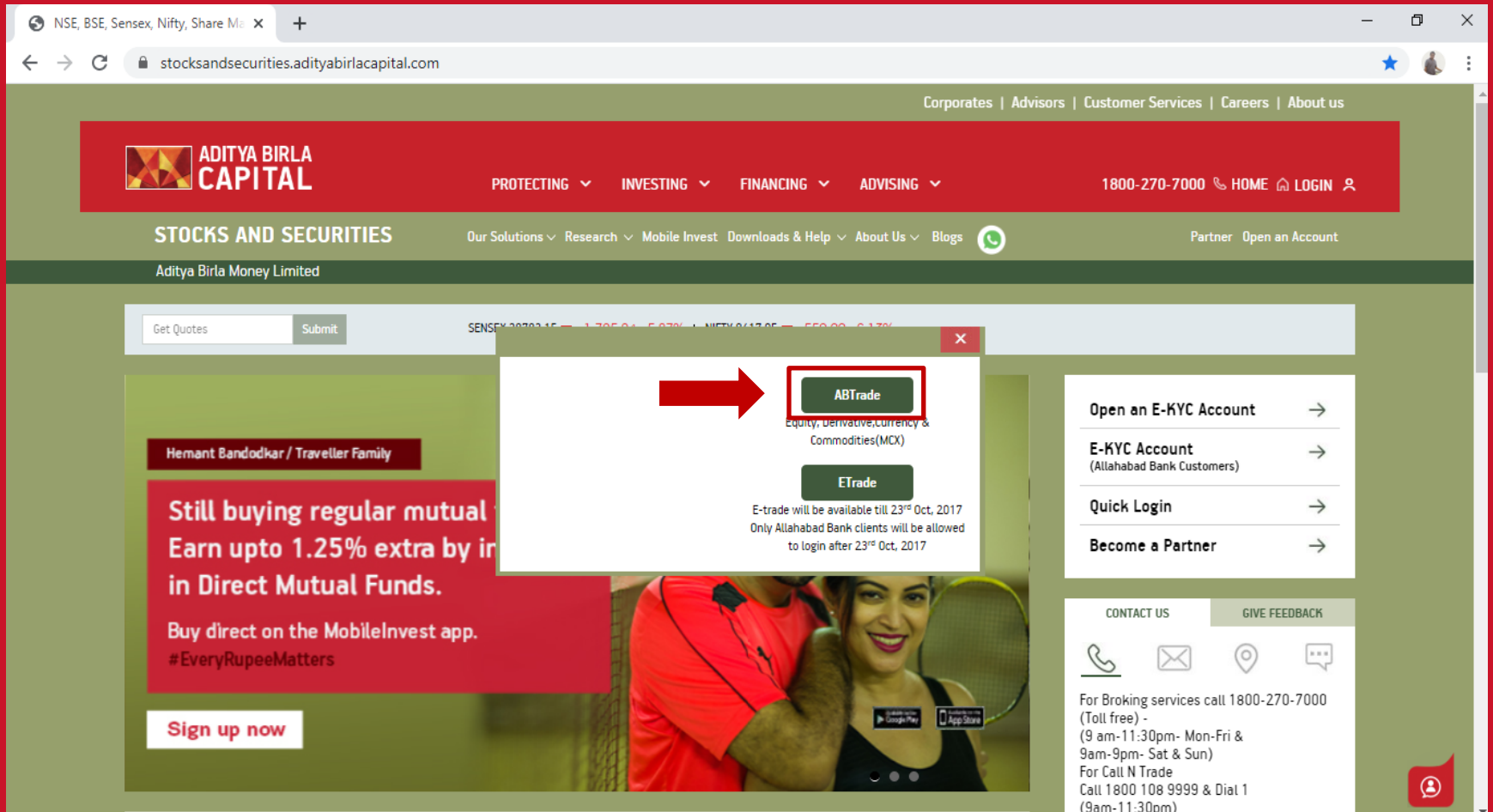
**CONTACT US** **GIVE FEEDBACK**

📞 ✉️ 📍 💬

For Broking services call 1800-270-7000 (Toll free) -  
(9 am-11:30pm- Mon-Fri & 9am-9pm- Sat & Sun)  
For Call N Trade  
Call 1800 108 9999 & Dial 1 (9am-11:30pm)

Enter the URL highlighted above and click on Quick Login to proceed

# Website Link




The screenshot shows the Aditya Birla Capital website interface. At the top, there is a navigation bar with links for Corporates, Advisors, Customer Services, Careers, and About us. Below this is a red header with the Aditya Birla Capital logo and navigation links for PROTECTING, INVESTING, FINANCING, and ADVISING. A search bar and contact information (1800-270-7000) are also present. The main content area features a 'STOCKS AND SECURITIES' section with various service links. A prominent red arrow points to the 'ABTrade' button, which is highlighted with a red box. Below the button, text indicates that E-trade will be available until 23rd Oct, 2017, and only Allahabad Bank clients will be allowed to login after 23rd Oct, 2017. To the right of the ABTrade button is an 'ETrade' button. Further right, there are links for 'Open an E-KYC Account', 'E-KYC Account (Allahabad Bank Customers)', 'Quick Login', and 'Become a Partner'. At the bottom right, there is a 'CONTACT US' section with icons for phone, email, location, and chat, along with contact details for broking services.

Click on AB Trade to proceed

# Aditya Birla Money Login

NSE, BSE, Sensex, Nifty, Share M...
Login to Trade – Aditya Birla Mor...


m.adityabirlamoney.com/PlatformWeb/Platform/Account/Login





PROTECTING
INVESTING
FINANCING
ADVISING


STOCKS AND SECURITIES
Open an account

Aditya Birla Money Limited


**Quality**  
Long term financial


**Valuation**  
Attractiveness today


**Financial Trend**  
Current Financial Trend


**Technical**  
Short term trend

**Introducing Advanced Research:** Now Get 360 degree view of every stock with powerful valuations, financial trends, company financials, advanced charting and many more.

[Login >>](#)
[Research >>](#)
[Advanced Research](#)

[View Demo](#) | [Forgot Password](#) | [Unblock User](#)

[SEBI](#) | [SEBI Scores](#) | [NSE](#) | [MCX](#) | [NCDEX](#) | [BSE](#) | [CDSL](#) | [Broker Disclaimer](#) | [NSE Disclaimer](#)

[Terms of Use](#) | [BSE Investor Complaint](#) | [Privacy & Security](#) | [NSE Investor Complaints](#)

SEBI Registration No: NSE/BSE/MCX/NCDEX : INZ000172636; NSDL/CDSL : IN-DP-17-2015  
Copyright © 2010. Aditya Birla Capital All Rights Reserved.

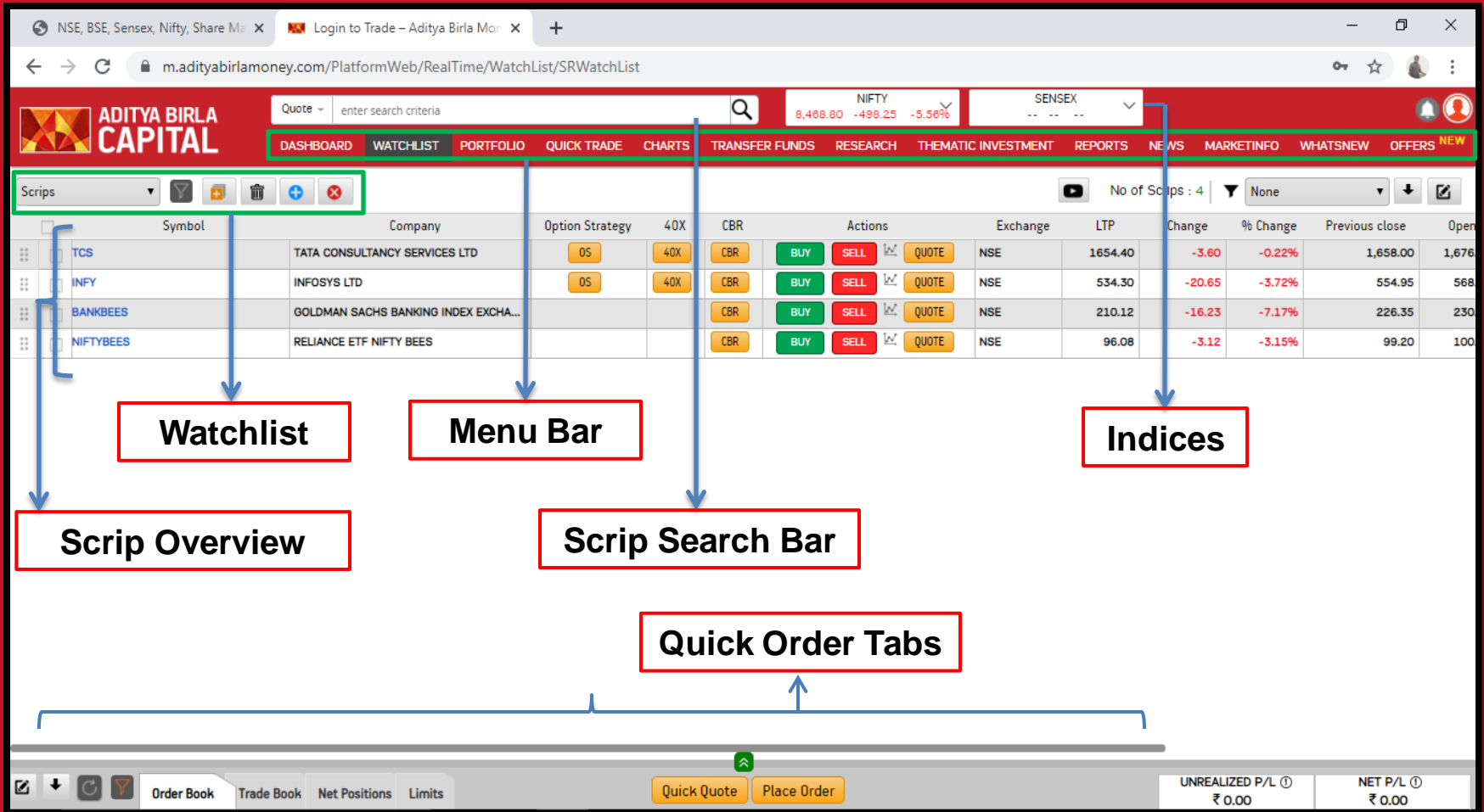
Login

Login

[Forgot Password](#) | [Unblock User](#)

Enter the valid credentials to proceed to begin

# Post Login Default Screen



The screenshot displays the Aditya Birla Capital post-login interface. The top navigation bar includes links for DASHBOARD, WATCHLIST, PORTFOLIO, QUICK TRADE, CHARTS, TRANSFER FUNDS, RESEARCH, THEMATIC INVESTMENT, REPORTS, NEWS, MARKETINFO, WHATSNEW, and OFFERS. The main content area features a 'Scripts' table with columns for Symbol, Company, Option Strategy, 40X, CBR, Actions, Exchange, LTP, Change, % Change, Previous close, and Open. The table lists four scripts: TCS, INFY, BANKBEES, and NIFTYBEES. The bottom of the screen shows a footer with links for Order Book, Trade Book, Net Positions, Limits, Quick Quote, and Place Order, along with Unrealized P/L and Net P/L values.

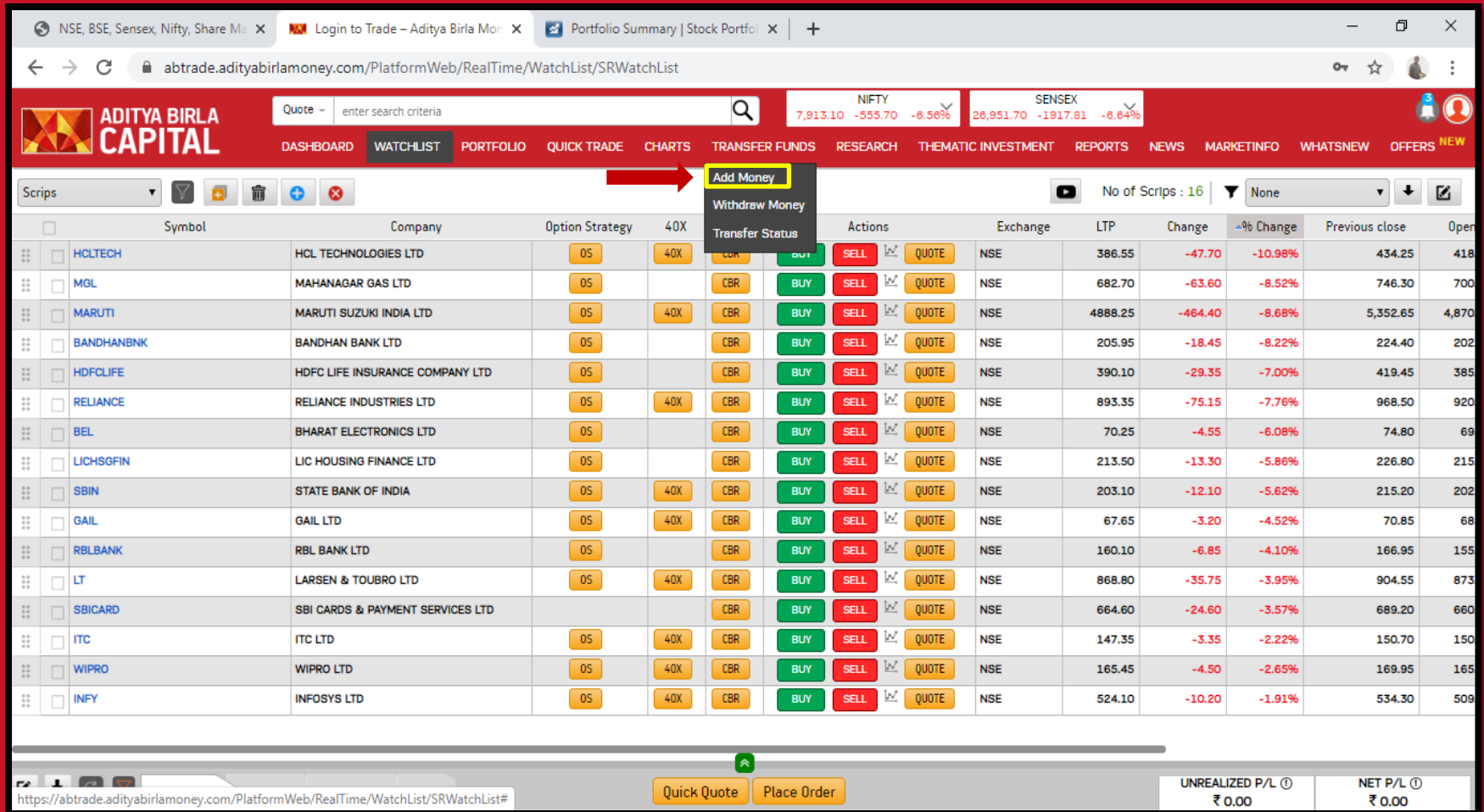
Annotations on the screenshot include:

- Watchlist**: Points to the 'Scripts' table.
- Menu Bar**: Points to the top navigation bar.
- Indices**: Points to the 'NIFTY' and 'SENSEX' indices at the top right.
- Scrip Overview**: Points to the 'Scripts' table.
- Scrip Search Bar**: Points to the search bar at the top.
- Quick Order Tabs**: Points to the 'Quick Quote' and 'Place Order' buttons at the bottom.

Symbol	Company	Option Strategy	40X	CBR	Actions	Exchange	LTP	Change	% Change	Previous close	Open
TCS	TATA CONSULTANCY SERVICES LTD	OS	40X	CBR	BUY SELL QUOTE	NSE	1654.40	-3.60	-0.22%	1,658.00	1,676
INFY	INFOSYS LTD	OS	40X	CBR	BUY SELL QUOTE	NSE	534.30	-20.65	-3.72%	554.95	568
BANKBEES	GOLDMAN SACHS BANKING INDEX EXCHA...			CBR	BUY SELL QUOTE	NSE	210.12	-16.23	-7.17%	226.35	230
NIFTYBEES	RELIANCE ETF NIFTY BEES			CBR	BUY SELL QUOTE	NSE	96.08	-3.12	-3.15%	99.20	100

Brief Overview of the Homepage / Post Login Page

# Fund Transfer



The screenshot shows the Aditya Birla Capital website interface. The top navigation bar includes links for DASHBOARD, WATCHLIST, PORTFOLIO, QUICK TRADE, CHARTS, TRANSFER FUNDS, RESEARCH, THEMATIC INVESTMENT, REPORTS, NEWS, MARKETINFO, WHATSNEW, and OFFERS. The 'TRANSFER FUNDS' tab is highlighted, and a red arrow points to the 'Add Money' option in the dropdown menu. Below the navigation bar, there is a table of stocks with columns for Symbol, Company, Option Strategy, 40X, Actions, Exchange, LTP, Change, % Change, Previous close, and Open. The table lists various stocks such as HCLTECH, MGL, MARUTI, BANDHANBNK, HDFCLIFE, RELIANCE, BEL, LICHSFIN, SBIN, GAIL, RBLBANK, LT, SBICARD, ITC, WIPRO, and INFY. At the bottom of the page, there are buttons for 'Quick Quote' and 'Place Order', and a summary section showing 'UNREALIZED P/L' and 'NET P/L' both at ₹ 0.00.


Symbol	Company	Option Strategy	40X	Actions	Exchange	LTP	Change	% Change	Previous close	Open
HCLTECH	HCL TECHNOLOGIES LTD	OS	40X	BUY SELL QUOTE	NSE	386.55	-47.70	-10.98%	434.25	418
MGL	MAHANAGAR GAS LTD	OS		BUY SELL QUOTE	NSE	682.70	-63.60	-8.52%	746.30	700
MARUTI	MARUTI SUZUKI INDIA LTD	OS	40X	BUY SELL QUOTE	NSE	4888.25	-464.40	-8.68%	5,352.65	4,870
BANDHANBNK	BANDHAN BANK LTD	OS		BUY SELL QUOTE	NSE	205.95	-18.45	-8.22%	224.40	202
HDFCLIFE	HDFC LIFE INSURANCE COMPANY LTD	OS		BUY SELL QUOTE	NSE	390.10	-29.35	-7.00%	419.45	385
RELIANCE	RELIANCE INDUSTRIES LTD	OS	40X	BUY SELL QUOTE	NSE	893.35	-75.15	-7.76%	968.50	920
BEL	BHARAT ELECTRONICS LTD	OS		BUY SELL QUOTE	NSE	70.25	-4.55	-6.08%	74.80	69
LICHSFIN	LIC HOUSING FINANCE LTD	OS		BUY SELL QUOTE	NSE	213.50	-13.30	-5.86%	226.80	215
SBIN	STATE BANK OF INDIA	OS	40X	BUY SELL QUOTE	NSE	203.10	-12.10	-5.62%	215.20	202
GAIL	GAIL LTD	OS	40X	BUY SELL QUOTE	NSE	67.65	-3.20	-4.52%	70.85	68
RBLBANK	RBL BANK LTD	OS		BUY SELL QUOTE	NSE	160.10	-6.85	-4.10%	166.95	155
LT	LARSEN & TOUBRO LTD	OS	40X	BUY SELL QUOTE	NSE	868.80	-35.75	-3.95%	904.55	873
SBICARD	SBI CARDS & PAYMENT SERVICES LTD			BUY SELL QUOTE	NSE	664.60	-24.60	-3.57%	689.20	660
ITC	ITC LTD	OS	40X	BUY SELL QUOTE	NSE	147.35	-3.35	-2.22%	150.70	150
WIPRO	WIPRO LTD	OS	40X	BUY SELL QUOTE	NSE	165.45	-4.50	-2.65%	169.95	165
INFY	INFOSYS LTD	OS	40X	BUY SELL QUOTE	NSE	524.10	-10.20	-1.91%	534.30	509

Click on Transfer Funds Tab from the Menu Bar to get access to the sub menu

# Fund Transfer

NSE, BSE, Sensex, Nifty, Share Mo
Login to Trade – Aditya Birla Mor
ABC
Portfolio Summary | Stock Portfo

abtrade.adityabirlamoney.com/PlatformWeb/Platform/PaymentTransaction/PayIn?


**ADITYA BIRLA  
CAPITAL**

RISHABH BHAVNESH MUTHIA  
User Id : 3018531

### Transfer Funds - Pay In

Segment
Select Bank
Select Account
Cash Margin Available
Amount Due (Payable to ABM)
Enter Amount
Payment Mode

All
STATE BANK OF INDIA
0.00
₹
₹
Net Banking

Transfer Fund

List of Tie - Up Banks:

Axis bank, State Bank of India, HDFC Bank, ICICI Bank, Yes Bank, Kotak Mahindra Bank, Indusind Bank, IDBI Bank, Bank of India, Deutsche Bank, Indian Bank, Karur Vysya Bank, Federal Bank, Lakshmi Vilas Bank, DCB Bank, Bank of Maharashtra, Catholic Syrian Bank, City Union Bank, Dhanlaxmi Bank, Jammu and Kashmir Bank, Saraswat Bank, South Indian Bank, Tamil Nad Mercantile Bank, Indian Overseas Bank, Karnataka Bank, Bank of Baroda

#### Electronic Fund Transfer - NEFT/RTGS

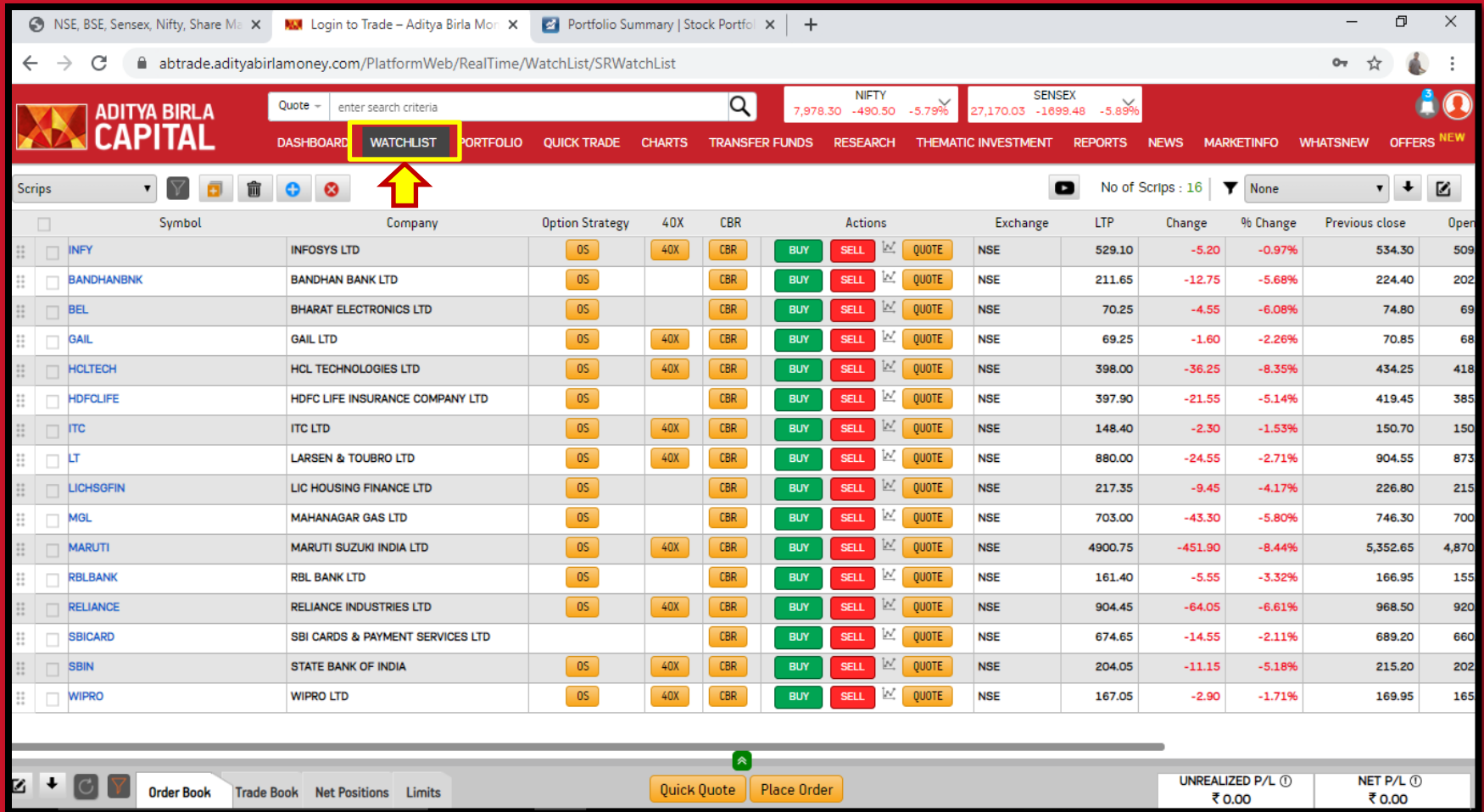
BANK DETAILS	Equity & Commodity
COMPANY NAME	ADITYA BIRLA MONEY LIMITED
BANK NAME	STANDARD CHARTERED BANK
A/C NO	42705193159
BRANCH NAME	CHENNAI RAJAJI SALAI
IFSC CODE	SCBL0036078
A/C TYPE	CURRENT A/C

Funds can be transferred from other accounts by adding these NEFT details

Check your account details, enter the amount and click on transfer funds



# Watchlist



Quote - enter search criteria

NIFTY 7,978.30 -490.50 -5.79%

SENSEX 27,170.03 -1,699.48 -5.89%

DASHBOARD **WATCHLIST** PORTFOLIO QUICK TRADE CHARTS TRANSFER FUNDS RESEARCH THEMATIC INVESTMENT REPORTS NEWS MARKETINFO WHATSNEW OFFERS NEW

Scripts No of Scripts : 16 None

Symbol	Company	Option Strategy	40X	CBR	Actions	Exchange	LTP	Change	% Change	Previous close	Open
INFY	INFOSYS LTD	OS	40X	CBR	BUY SELL QUOTE	NSE	529.10	-5.20	-0.97%	534.30	509
BANDHANBK	BANDHAN BANK LTD	OS		CBR	BUY SELL QUOTE	NSE	211.65	-12.75	-5.68%	224.40	202
BEL	BHARAT ELECTRONICS LTD	OS		CBR	BUY SELL QUOTE	NSE	70.25	-4.55	-6.08%	74.80	69
GAIL	GAIL LTD	OS	40X	CBR	BUY SELL QUOTE	NSE	69.25	-1.60	-2.26%	70.85	68
HCLTECH	HCL TECHNOLOGIES LTD	OS	40X	CBR	BUY SELL QUOTE	NSE	398.00	-36.25	-8.35%	434.25	418
HDFCLIFE	HDFC LIFE INSURANCE COMPANY LTD	OS		CBR	BUY SELL QUOTE	NSE	397.90	-21.55	-5.14%	419.45	385
ITC	ITC LTD	OS	40X	CBR	BUY SELL QUOTE	NSE	148.40	-2.30	-1.53%	150.70	150
LT	LARSEN & TOUBRO LTD	OS	40X	CBR	BUY SELL QUOTE	NSE	880.00	-24.55	-2.71%	904.55	873
LICHSGFIN	LIC HOUSING FINANCE LTD	OS		CBR	BUY SELL QUOTE	NSE	217.35	-9.45	-4.17%	226.80	215
MGL	MAHANAGAR GAS LTD	OS		CBR	BUY SELL QUOTE	NSE	703.00	-43.30	-5.80%	746.30	700
MARUTI	MARUTI SUZUKI INDIA LTD	OS	40X	CBR	BUY SELL QUOTE	NSE	4900.75	-451.90	-8.44%	5,352.65	4,870
RBLBANK	RBL BANK LTD	OS		CBR	BUY SELL QUOTE	NSE	161.40	-5.55	-3.32%	166.95	155
RELIANCE	RELIANCE INDUSTRIES LTD	OS	40X	CBR	BUY SELL QUOTE	NSE	904.45	-64.05	-6.61%	968.50	920
SBICARD	SBI CARDS & PAYMENT SERVICES LTD			CBR	BUY SELL QUOTE	NSE	674.65	-14.55	-2.11%	689.20	660
SBIN	STATE BANK OF INDIA	OS	40X	CBR	BUY SELL QUOTE	NSE	204.05	-11.15	-5.18%	215.20	202
WIPRO	WIPRO LTD	OS	40X	CBR	BUY SELL QUOTE	NSE	167.05	-2.90	-1.71%	169.95	165

Order Book Trade Book Net Positions Limits Quick Quote Place Order

UNREALIZED P/L ① ₹ 0.00 NET P/L ① ₹ 0.00


Click on Watchlist from the Menu bar to get access to all your watchlists



# Watchlist Menu

NSE, BSE, Sensex, Nifty, Share M...
Login to Trade – Aditya Birla Mon...
Portfolio Summary | Stock Portfo...

abtrade.adityabirlamoney.com/PlatformWeb/RealTime/WatchList/SRWatchList




NIFTY  
7,978.30 -490.50 -5.79%
SENSEX  
27,170.03 -1699.48 -5.89%

DASHBOARD
WATCHLIST
PORTFOLIO
QUICK TRADE
CHARTS
TRANSFER FUNDS
RESEARCH
THEMATIC INVESTMENT
REPORTS
NEWS
MARKETINFO
WHATSWNEW
OFFERS

Scips

No of Scips : 16
None

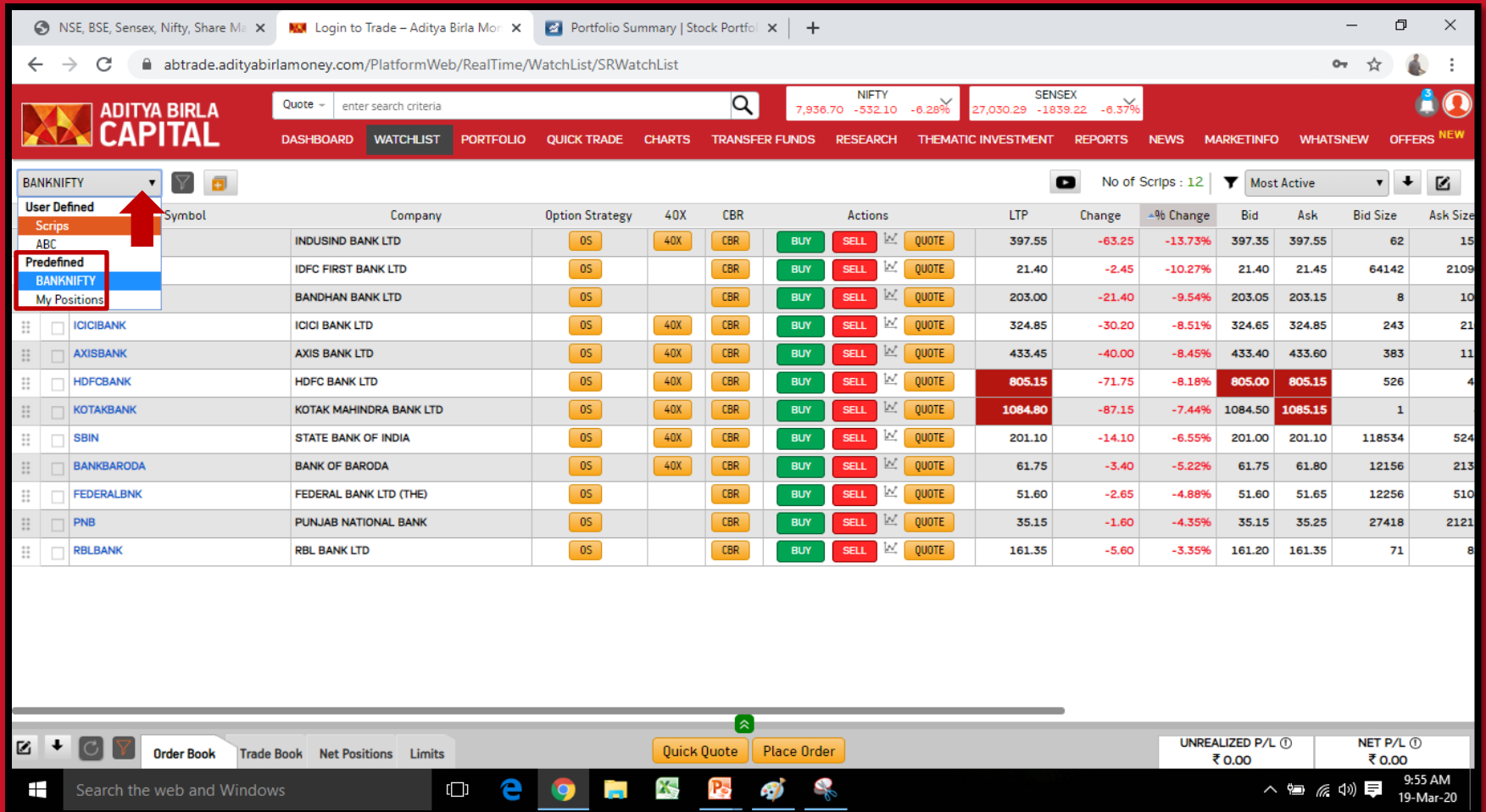
	Symbol	Company	Option Strategy	40X	CBR	Actions		Exchange	LTP	Change	% Change	Previous close	Open
<input type="checkbox"/>	INFY	INFOSYS LTD	OS	40X	CBR	BUY	SELL	NSE	529.10	-5.20	-0.97%	534.30	509
<input type="checkbox"/>	BANDHANBK	BANDHAN BANK LTD	OS		CBR	BUY	SELL	NSE	211.65	-12.75	-5.68%	224.40	202
<input type="checkbox"/>	BEL	BHARAT ELECTRONICS LTD	OS		CBR	BUY	SELL	NSE	70.25	-4.55	-6.08%	74.80	69
<input type="checkbox"/>	GAIL	GAIL LTD	OS	40X	CBR	BUY	SELL	NSE	69.25	-1.60	-2.26%	70.85	68
<input type="checkbox"/>	HCLTECH	HCL TECHNOLOGIES LTD	OS	40X	CBR	BUY	SELL	NSE	398.00	-36.25	-8.35%	434.25	418
<input type="checkbox"/>	HDFCLIFE	HDFC LIFE INSURANCE COMPANY LTD	OS		CBR	BUY	SELL	NSE	397.90	-21.55	-5.14%	419.45	385
<input type="checkbox"/>	ITC	ITC LTD	OS	40X	CBR	BUY	SELL	NSE	148.40	-2.30	-1.53%	150.70	150
<input type="checkbox"/>	LT	LARSEN & TOUBRO LTD	OS	40X	CBR	BUY	SELL	NSE	880.00	-24.55	-2.71%	904.55	873
<input type="checkbox"/>	LICHSGFIN	LIC HOUSING FINANCE LTD	OS		CBR	BUY	SELL	NSE	217.35	-9.45	-4.17%	226.80	215
<input type="checkbox"/>	MGL	MAHANAGAR GAS LTD	OS		CBR	BUY	SELL	NSE	703.00	-43.30	-5.80%	746.30	700
<input type="checkbox"/>	MARUTI	MARUTI SUZUKI INDIA LTD	OS	40X	CBR	BUY	SELL	NSE	4900.75	-451.90	-8.44%	5,352.65	4,870
<input type="checkbox"/>	RBLBANK	RBL BANK LTD	OS		CBR	BUY	SELL	NSE	161.40	-5.55	-3.32%	166.95	155
<input type="checkbox"/>	RELIANCE	RELIANCE INDUSTRIES LTD	OS	40X	CBR	BUY	SELL	NSE	904.45	-64.05	-6.61%	968.50	920
<input type="checkbox"/>	SBICARD	SBI CARDS & PAYMENT SERVICES LTD			CBR	BUY	SELL	NSE	674.65	-14.55	-2.11%	689.20	660
<input type="checkbox"/>	SBIN	STATE BANK OF INDIA	OS	40X	CBR	BUY	SELL	NSE	204.05	-11.15	-5.18%	215.20	202
<input type="checkbox"/>	WIPRO	WIPRO LTD	OS	40X	CBR	BUY	SELL	NSE	167.05	-2.90	-1.71%	169.95	165

Quick Quote
Place Order

UNREALIZED P/L ①  
₹ 0.00
NET P/L ①  
₹ 0.00

Create, Add, Delete, View your watchlists from this menu

# Pre Defined Watchlist



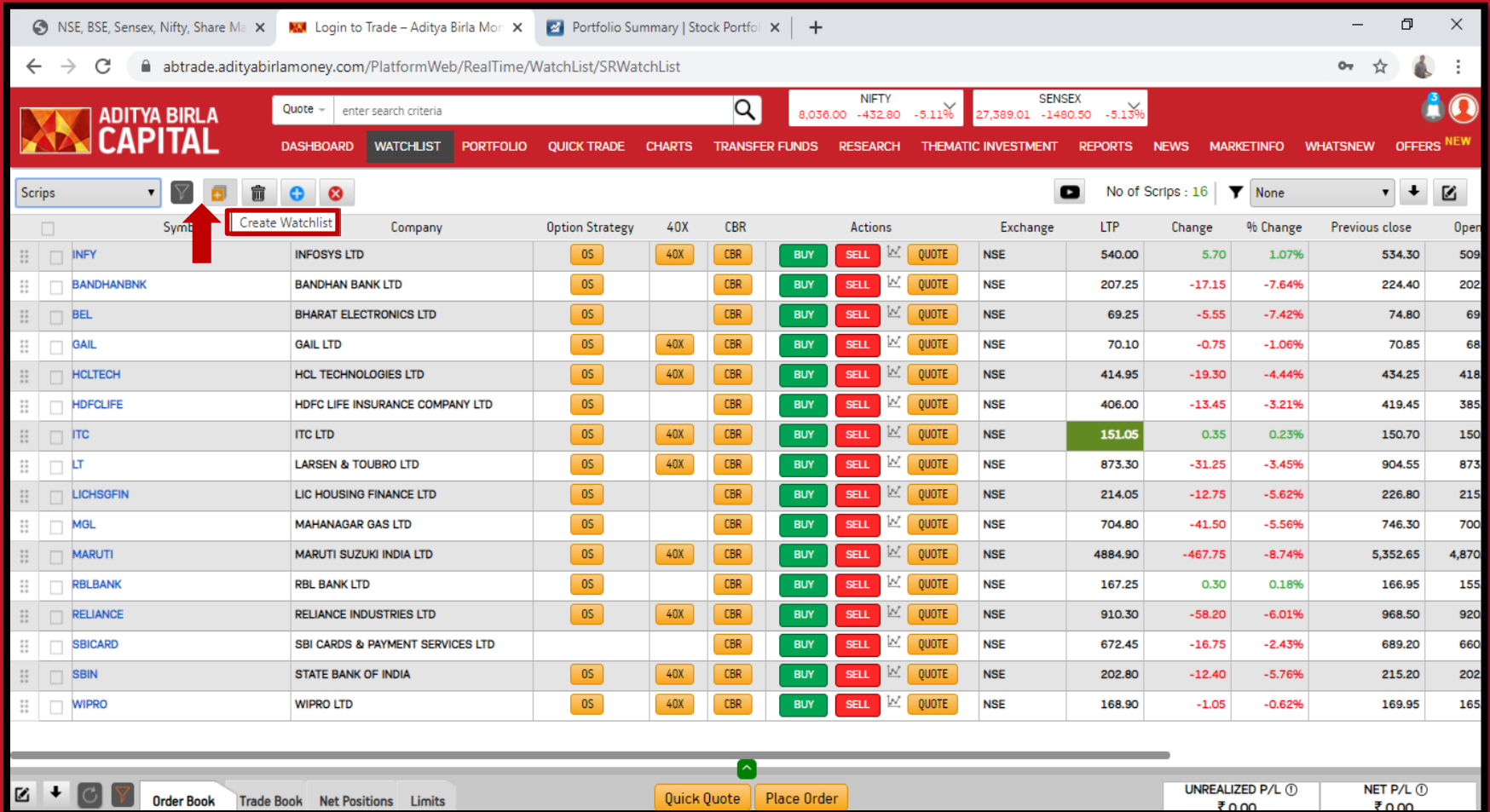
The screenshot displays the Aditya Birla Capital website interface. At the top, there's a navigation bar with the Aditya Birla Capital logo and a 'Stocks & Securities' tag. The main header shows the NIFTY and SENSEX indices. Below this, a 'WATCHLIST' tab is selected, showing a list of banks. A red arrow points to the 'Predefined' option in the left-hand menu. The watchlist table includes columns for Symbol, Company, Option Strategy, 40X, CBR, Actions, LTP, Change, % Change, Bid, Ask, Bid Size, and Ask Size.

Symbol	Company	Option Strategy	40X	CBR	Actions	LTP	Change	% Change	Bid	Ask	Bid Size	Ask Size
INDUSIND BANK LTD	INDUSIND BANK LTD	OS	40X	CBR	BUY SELL QUOTE	397.55	-63.25	-13.73%	397.35	397.55	62	15
IDFC FIRST BANK LTD	IDFC FIRST BANK LTD	OS		CBR	BUY SELL QUOTE	21.40	-2.45	-10.27%	21.40	21.45	64142	2109
BANDHAN BANK LTD	BANDHAN BANK LTD	OS		CBR	BUY SELL QUOTE	203.00	-21.40	-9.54%	203.05	203.15	8	10
ICICIBANK	ICICI BANK LTD	OS	40X	CBR	BUY SELL QUOTE	324.85	-30.20	-8.51%	324.65	324.85	243	21
AXISBANK	AXIS BANK LTD	OS	40X	CBR	BUY SELL QUOTE	433.45	-40.00	-8.45%	433.40	433.60	383	11
HDFCBANK	HDFC BANK LTD	OS	40X	CBR	BUY SELL QUOTE	805.15	-71.75	-8.18%	805.00	805.15	526	4
KOTAKBANK	KOTAK MAHINDRA BANK LTD	OS	40X	CBR	BUY SELL QUOTE	1084.80	-87.15	-7.44%	1084.50	1085.15	1	
SBIN	STATE BANK OF INDIA	OS	40X	CBR	BUY SELL QUOTE	201.10	-14.10	-6.55%	201.00	201.10	118534	524
BANKBARODA	BANK OF BARODA	OS	40X	CBR	BUY SELL QUOTE	61.75	-3.40	-5.22%	61.75	61.80	12156	213
FEDERALBNK	FEDERAL BANK LTD (THE)	OS		CBR	BUY SELL QUOTE	51.60	-2.65	-4.88%	51.60	51.65	12256	510
PNB	PUNJAB NATIONAL BANK	OS		CBR	BUY SELL QUOTE	35.15	-1.60	-4.35%	35.15	35.25	27418	2121
RBLBANK	RBL BANK LTD	OS		CBR	BUY SELL QUOTE	161.35	-5.60	-3.35%	161.20	161.35	71	8

At the bottom, there's a footer with a search bar, navigation links (Order Book, Trade Book, Net Positions, Limits), and a status bar showing the time (9:55 AM) and date (19-Mar-20).

View Pre-Defined watchlist from the drop down menu

# Watchlist Journey



Quote - enter search criteria

NIFTY 8,036.00 -432.80 -5.11% SENSEX 27,389.01 -1480.50 -5.13%

DASHBOARD WATCHLIST PORTFOLIO QUICK TRADE CHARTS TRANSFER FUNDS RESEARCH THEMATIC INVESTMENT REPORTS NEWS MARKETINFO WHATSNEW OFFERS NEW

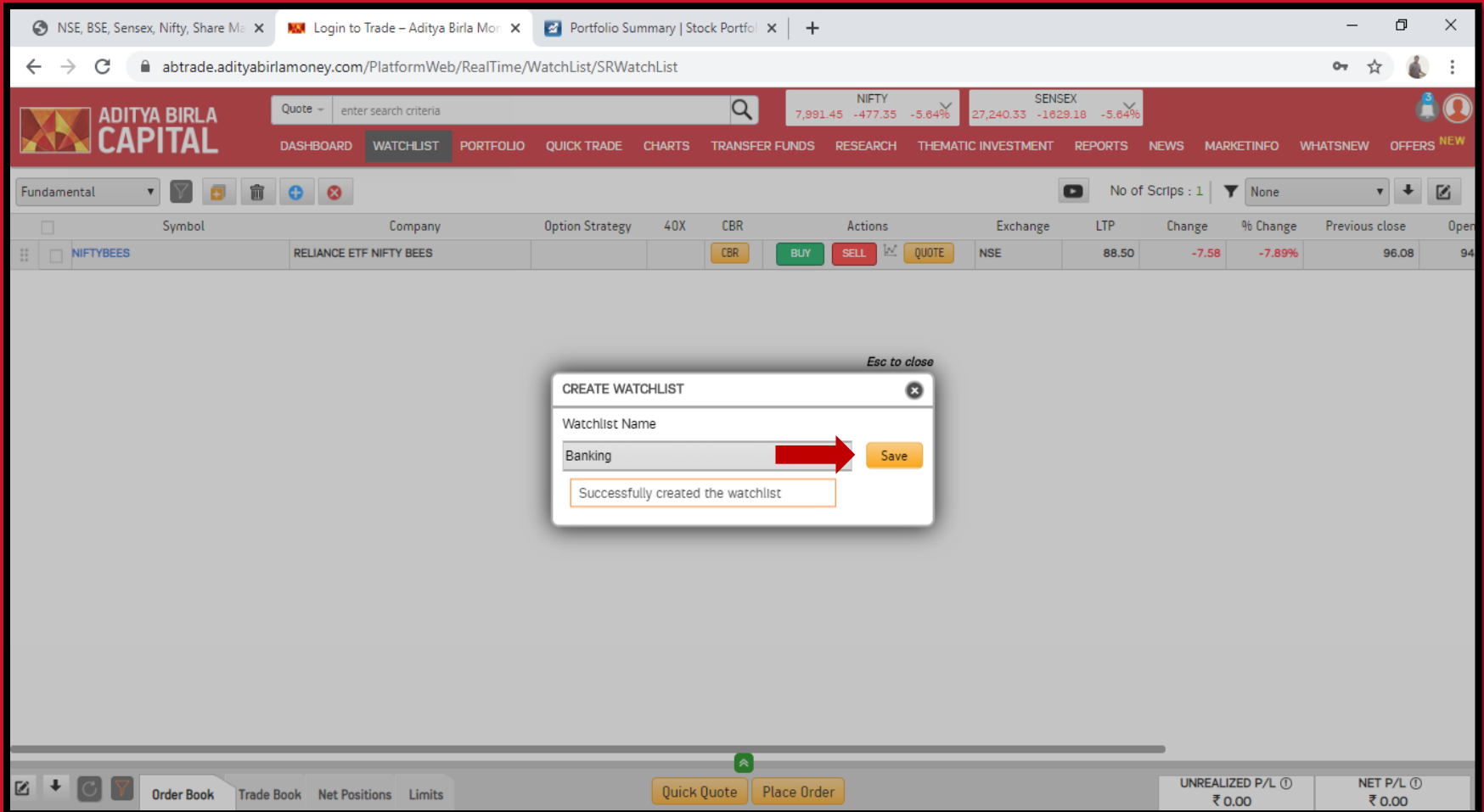
Scripts No of Scripts : 16 None

Symbol	Company	Option Strategy	40X	CBR	Actions	Exchange	LTP	Change	% Change	Previous close	Open
INFY	INFOSYS LTD	OS	40X	CBR	BUY SELL QUOTE	NSE	540.00	5.70	1.07%	534.30	509
BANDHANBNK	BANDHAN BANK LTD	OS		CBR	BUY SELL QUOTE	NSE	207.25	-17.15	-7.64%	224.40	202
BEL	BHARAT ELECTRONICS LTD	OS		CBR	BUY SELL QUOTE	NSE	69.25	-5.55	-7.42%	74.80	69
GAIL	GAIL LTD	OS	40X	CBR	BUY SELL QUOTE	NSE	70.10	-0.75	-1.06%	70.85	68
HCLTECH	HCL TECHNOLOGIES LTD	OS	40X	CBR	BUY SELL QUOTE	NSE	414.95	-19.30	-4.44%	434.25	418
HDFCLIFE	HDFC LIFE INSURANCE COMPANY LTD	OS		CBR	BUY SELL QUOTE	NSE	406.00	-13.45	-3.21%	419.45	385
ITC	ITC LTD	OS	40X	CBR	BUY SELL QUOTE	NSE	151.05	0.35	0.23%	150.70	150
LT	LARSEN & TOUBRO LTD	OS	40X	CBR	BUY SELL QUOTE	NSE	873.30	-31.25	-3.45%	904.55	873
LIHSGFIN	LIC HOUSING FINANCE LTD	OS		CBR	BUY SELL QUOTE	NSE	214.05	-12.75	-5.62%	226.80	215
MGL	MAHANAGAR GAS LTD	OS		CBR	BUY SELL QUOTE	NSE	704.80	-41.50	-5.56%	746.30	700
MARUTI	MARUTI SUZUKI INDIA LTD	OS	40X	CBR	BUY SELL QUOTE	NSE	4884.90	-467.75	-8.74%	5,352.65	4,870
RBLBANK	RBL BANK LTD	OS		CBR	BUY SELL QUOTE	NSE	167.25	0.30	0.18%	166.95	155
RELIANCE	RELIANCE INDUSTRIES LTD	OS	40X	CBR	BUY SELL QUOTE	NSE	910.30	-58.20	-6.01%	968.50	920
SBICARD	SBI CARDS & PAYMENT SERVICES LTD			CBR	BUY SELL QUOTE	NSE	672.45	-16.75	-2.43%	689.20	660
SBIN	STATE BANK OF INDIA	OS	40X	CBR	BUY SELL QUOTE	NSE	202.80	-12.40	-5.76%	215.20	202
WIPRO	WIPRO LTD	OS	40X	CBR	BUY SELL QUOTE	NSE	168.90	-1.05	-0.62%	169.95	165

Order Book Trade Book Net Positions Limits Quick Quote Place Order UNREALIZED P/L ① ₹ 0.00 NET P/L ① ₹ 0.00

Click on the orange button to create any watchlist

# Watchlist Journey

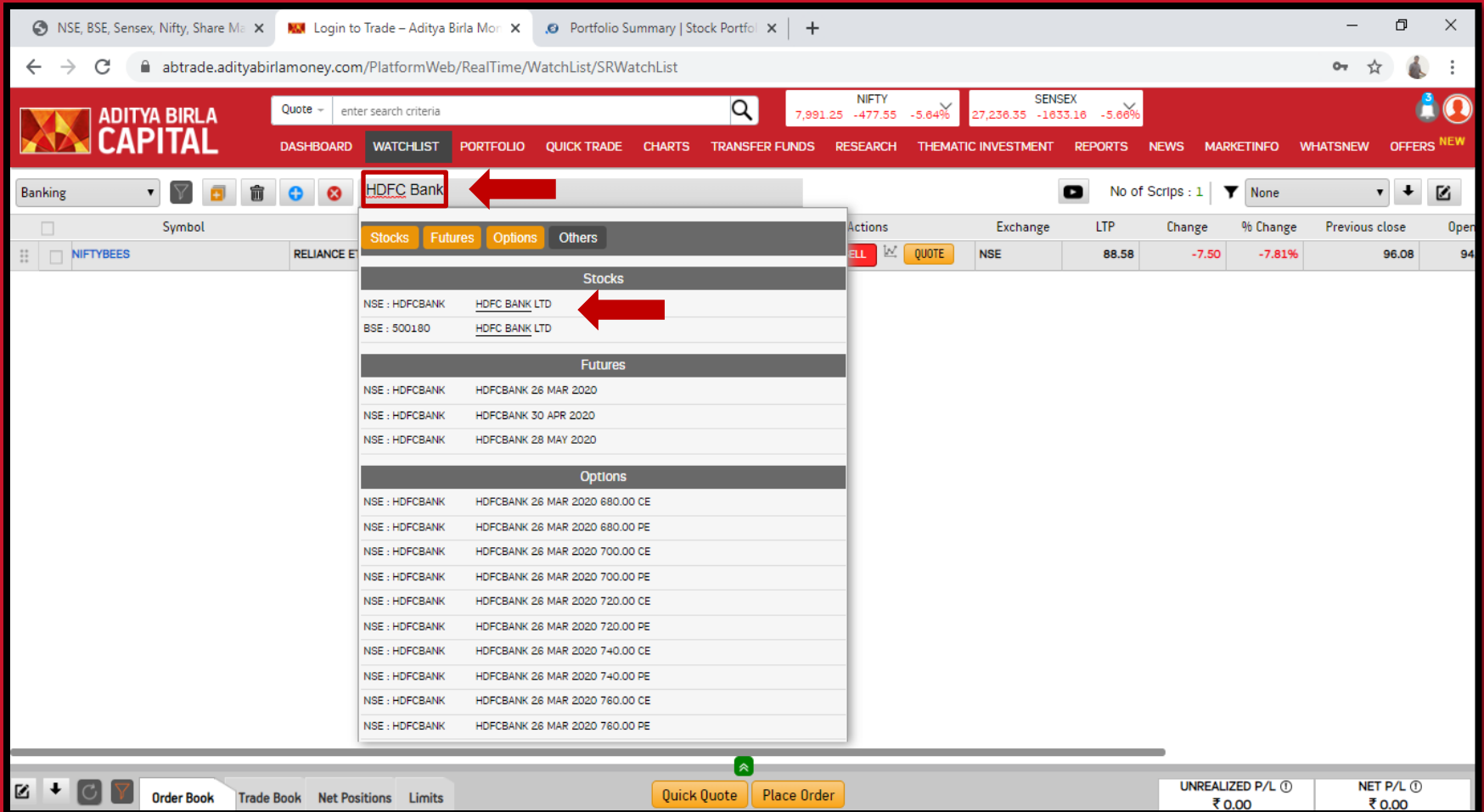


The screenshot displays the Aditya Birla Capital trading platform interface. The top navigation bar includes links for DASHBOARD, WATCHLIST (selected), PORTFOLIO, QUICK TRADE, CHARTS, TRANSFER FUNDS, RESEARCH, THEMATIC INVESTMENT, REPORTS, NEWS, MARKETINFO, WHATSNEW, and OFFERS. The main content area shows a 'CREATE WATCHLIST' dialog box with a 'Watchlist Name' field containing 'Banking' and a 'Save' button. A red arrow points to the 'Save' button. Below the dialog box, a message states 'Successfully created the watchlist'. The background shows the 'WATCHLIST' tab selected in the top navigation bar, and a table of watchlist items with columns for Symbol, Company, Option Strategy, 40X, CBR, Actions, Exchange, LTP, Change, % Change, Previous close, and Open.

Symbol	Company	Option Strategy	40X	CBR	Actions	Exchange	LTP	Change	% Change	Previous close	Open
NIFTYBEES	RELIANCE ETF NIFTY BEES			CBR	BUY SELL QUOTE	NSE	88.50	-7.58	-7.89%	96.08	94

Name your watchlist and click save

# Watchlist Journey



The screenshot shows the Aditya Birla Capital trading platform. The top navigation bar includes links for DASHBOARD, WATCHLIST, PORTFOLIO, QUICK TRADE, CHARTS, TRANSFER FUNDS, RESEARCH, THEMATIC INVESTMENT, REPORTS, NEWS, MARKETINFO, WHATSNEW, and OFFERS. The main search bar is labeled "Quote" and "enter search criteria".

The "WATCHLIST" tab is active, and a search for "HDFC Bank" is shown. A dropdown menu displays the search results, categorized into Stocks, Futures, and Options. The "Stocks" section is highlighted, showing the following results:

Exchange	Symbol	Company Name
NSE	HDFCBANK	HDFC BANK LTD
BSE	500180	HDFC BANK LTD

The "Futures" and "Options" sections also show results for HDFC BANK with various contract specifications and prices.

At the bottom of the interface, there are buttons for "Quick Quote" and "Place Order", along with a status bar showing "UNREALIZED P/L" and "NET P/L".

Type the scrip you wish to add and click on it to save

# Watchlist Journey

NSE, BSE, Sensex, Nifty, Share Mo x Login to Trade – Aditya Birla Mor x Portfolio Summary | Stock Portfol x +

abtrade.adityabirlamoney.com/PlatformWeb/RealTime/WatchList/SRWatchList

**ADITYA BIRLA CAPITAL**

Quote - enter search criteria 🔍

DASHBOARD WATCHLIST PORTFOLIO QUICK TRADE CHARTS TRANSFER FUNDS RESEARCH THEMATIC INVESTMENT REPORTS NEWS MARKETINFO WHATSNEW OFFERS NEW

NIFTY 7,972.65 -498.15 -5.86% SENSEX 27,191.18 -1,678.33 -5.81%

Banking ▼ [Icons] HDFC BANK LTD

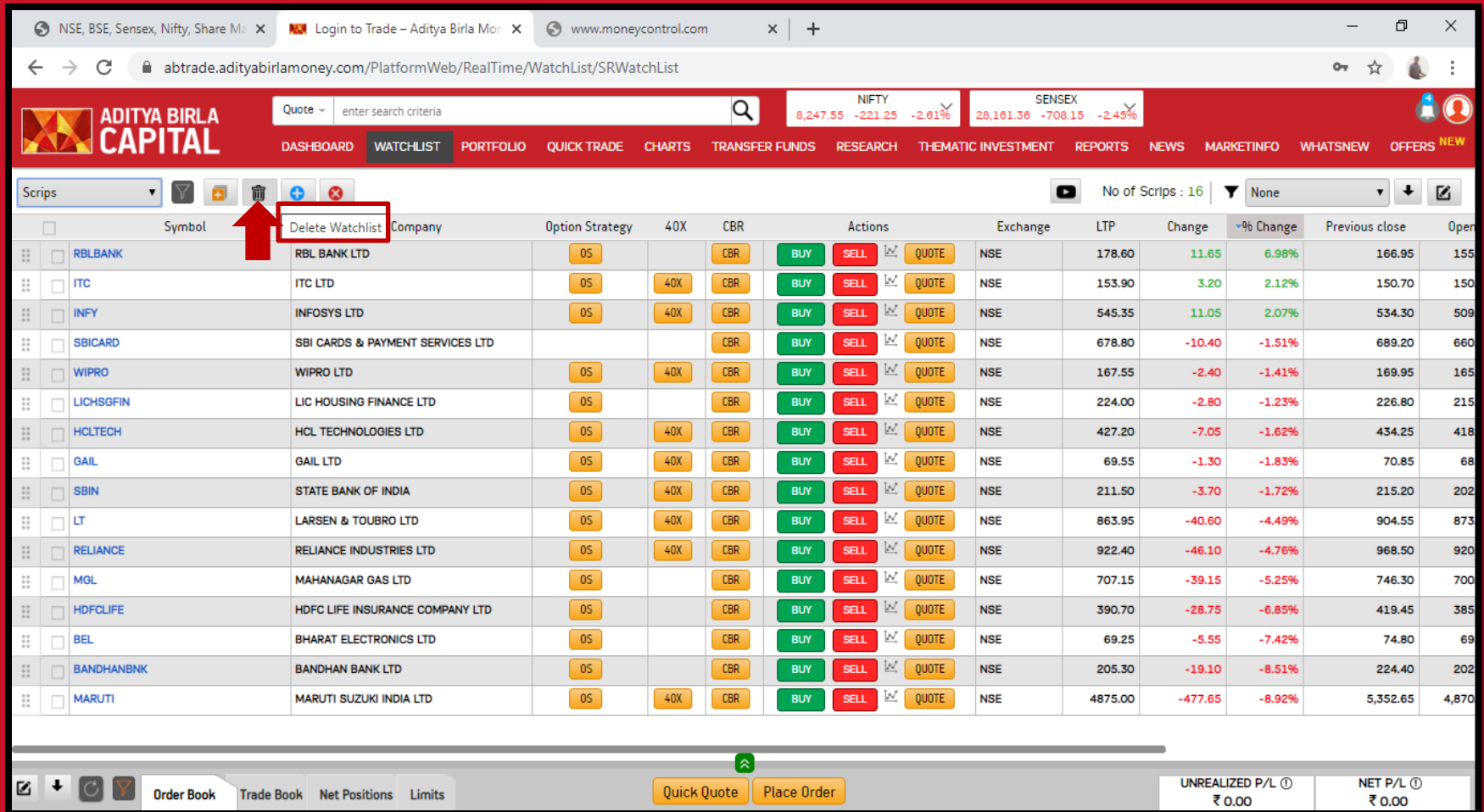
No of Scripts : 2 ▼ None

Symbol	Company	Option Strategy	40X	CBR	Actions	Exchange	LTP	Change	% Change	Previous close	Open
NIFTYBEES	RELIANCE ETF NIFTY BEES			CBR	BUY SELL QUOTE	NSE	88.00	-8.08	-8.41%	96.08	94
HDFCBANK	HDFC BANK LTD	OS	40X	CBR	BUY SELL QUOTE	NSE	814.95	-61.95	-7.06%	876.90	847

Order Book Trade Book Net Positions Limits Quick Quote Place Order UNREALIZED P/L ₹ 0.00 NET P/L ₹ 0.00

**Nifty Bees Scrip would be pre added to any new watchlist.**

# Watchlist Journey



Quote ~ enter search criteria

NIFTY 8,247.55 -221.25 -2.61% SENSEX 28,161.36 -708.15 -2.45%

DASHBOARD WATCHLIST PORTFOLIO QUICK TRADE CHARTS TRANSFER FUNDS RESEARCH THEMATIC INVESTMENT REPORTS NEWS MARKETINFO WHATSNEW OFFERS NEW

Scripts No of Scripts : 16 None

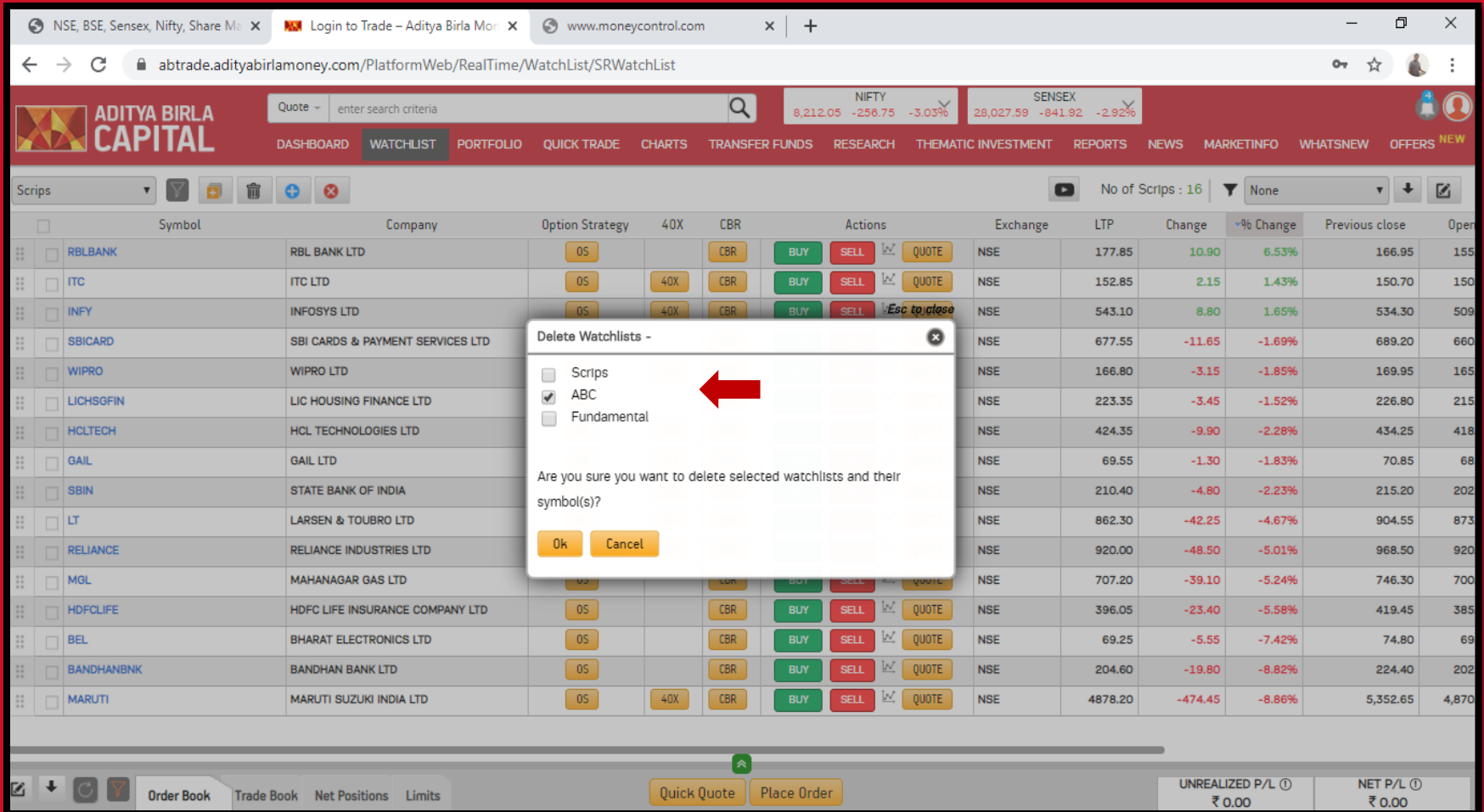
Symbol	Company	Option Strategy	40X	CBR	Actions	Exchange	LTP	Change	% Change	Previous close	Open
RBLBANK	RBL BANK LTD	OS		CBR	BUY SELL QUOTE	NSE	178.60	11.65	6.98%	166.95	155
ITC	ITC LTD	OS	40X	CBR	BUY SELL QUOTE	NSE	153.90	3.20	2.12%	150.70	150
INFY	INFOSYS LTD	OS	40X	CBR	BUY SELL QUOTE	NSE	545.35	11.05	2.07%	534.30	509
SBICARD	SBI CARDS & PAYMENT SERVICES LTD			CBR	BUY SELL QUOTE	NSE	678.80	-10.40	-1.51%	689.20	660
WIPRO	WIPRO LTD	OS	40X	CBR	BUY SELL QUOTE	NSE	167.55	-2.40	-1.41%	169.95	165
LIHSGFIN	LIC HOUSING FINANCE LTD	OS		CBR	BUY SELL QUOTE	NSE	224.00	-2.80	-1.23%	226.80	215
HCLTECH	HCL TECHNOLOGIES LTD	OS	40X	CBR	BUY SELL QUOTE	NSE	427.20	-7.05	-1.62%	434.25	418
GAIL	GAIL LTD	OS	40X	CBR	BUY SELL QUOTE	NSE	69.55	-1.30	-1.83%	70.85	68
SBIN	STATE BANK OF INDIA	OS	40X	CBR	BUY SELL QUOTE	NSE	211.50	-3.70	-1.72%	215.20	202
LT	LARSEN & TOUBRO LTD	OS	40X	CBR	BUY SELL QUOTE	NSE	863.95	-40.60	-4.49%	904.55	873
RELIANCE	RELIANCE INDUSTRIES LTD	OS	40X	CBR	BUY SELL QUOTE	NSE	922.40	-46.10	-4.76%	968.50	920
MGL	MAHANAGAR GAS LTD	OS		CBR	BUY SELL QUOTE	NSE	707.15	-39.15	-5.25%	746.30	700
HDFCLIFE	HDFC LIFE INSURANCE COMPANY LTD	OS		CBR	BUY SELL QUOTE	NSE	390.70	-28.75	-6.85%	419.45	385
BEL	BHARAT ELECTRONICS LTD	OS		CBR	BUY SELL QUOTE	NSE	69.25	-5.55	-7.42%	74.80	69
BANDHANBNK	BANDHAN BANK LTD	OS		CBR	BUY SELL QUOTE	NSE	205.30	-19.10	-8.51%	224.40	202
MARUTI	MARUTI SUZUKI INDIA LTD	OS	40X	CBR	BUY SELL QUOTE	NSE	4875.00	-477.65	-8.92%	5,352.65	4,870

Order Book Trade Book Net Positions Limits Quick Quote Place Order UNREALIZED P/L ① ₹ 0.00 NET P/L ① ₹ 0.00

Delete your watchlist by selecting the delete button



# Watchlist Journey

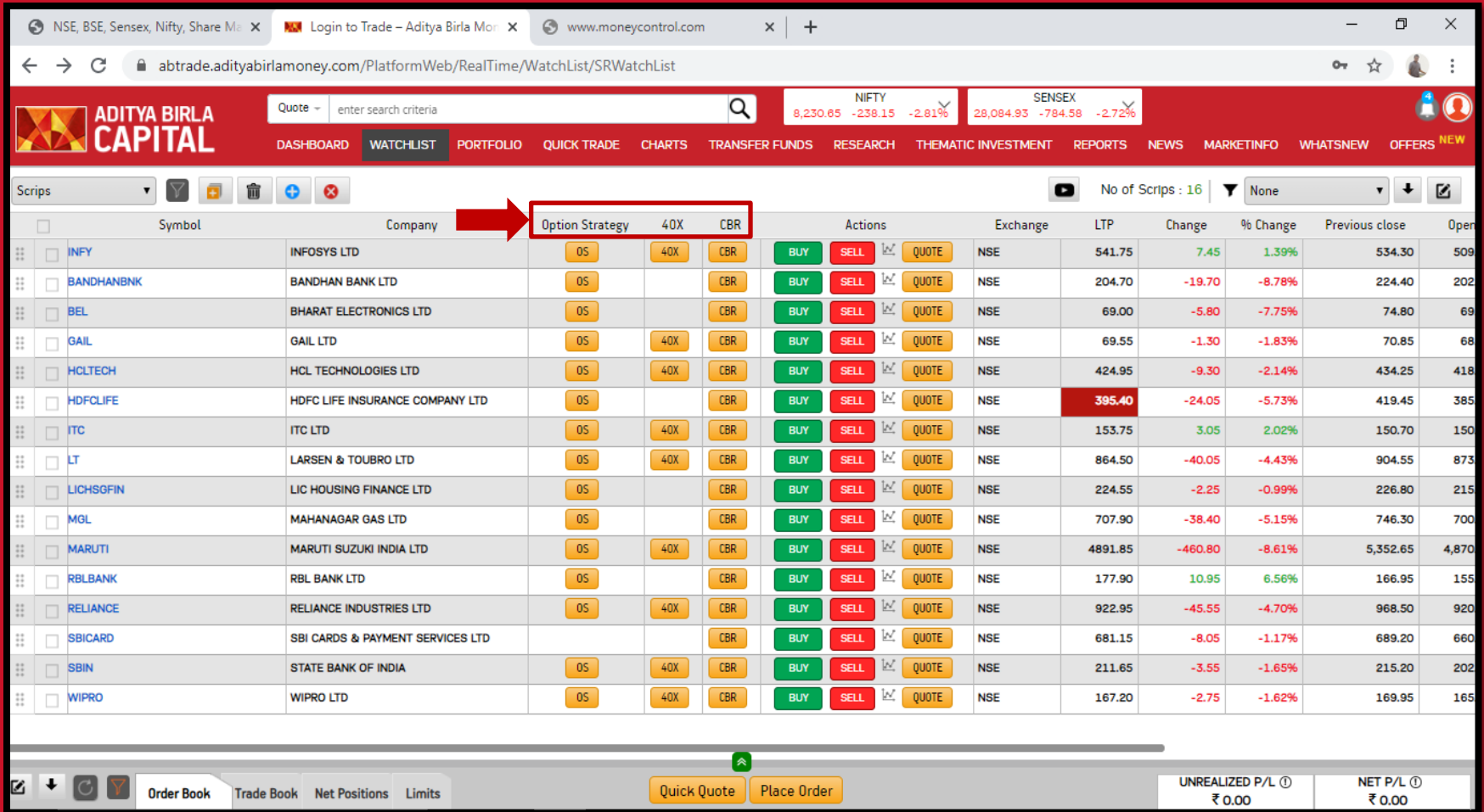


The screenshot shows the Aditya Birla Capital Watchlist interface. The top navigation bar includes links for DASHBOARD, WATCHLIST (active), PORTFOLIO, QUICK TRADE, CHARTS, TRANSFER FUNDS, RESEARCH, THEMATIC INVESTMENT, REPORTS, NEWS, MARKETINFO, WHATSNEW, and OFFERS. The main table lists various stocks with columns for Symbol, Company, Option Strategy, 40X, CBR, Actions, Exchange, LTP, Change, % Change, Previous close, and Open. A dialog box titled 'Delete Watchlists -' is open, showing a list of watchlists: Scripts, ABC (selected), and Fundamental. A red arrow points to the 'ABC' watchlist. The dialog also asks 'Are you sure you want to delete selected watchlists and their symbol(s)?' and has 'Ok' and 'Cancel' buttons.

Symbol	Company	Option Strategy	40X	CBR	Actions	Exchange	LTP	Change	% Change	Previous close	Open
RBLBANK	RBL BANK LTD	OS		CBR	BUY SELL QUOTE	NSE	177.85	10.90	6.53%	166.95	155
ITC	ITC LTD	OS	40X	CBR	BUY SELL QUOTE	NSE	152.85	2.15	1.43%	150.70	150
INFY	INFOSYS LTD	OS	40X	CBR	BUY SELL QUOTE	NSE	543.10	8.80	1.65%	534.30	509
SBICARD	SBI CARDS & PAYMENT SERVICES LTD					NSE	677.55	-11.65	-1.69%	689.20	660
WIPRO	WIPRO LTD					NSE	166.80	-3.15	-1.85%	169.95	165
LICHSGFIN	LIC HOUSING FINANCE LTD					NSE	223.35	-3.45	-1.52%	226.80	215
HCLTECH	HCL TECHNOLOGIES LTD					NSE	424.35	-9.90	-2.28%	434.25	418
GAIL	GAIL LTD					NSE	69.55	-1.30	-1.83%	70.85	68
SBIN	STATE BANK OF INDIA					NSE	210.40	-4.80	-2.23%	215.20	202
LT	LARSEN & TOUBRO LTD					NSE	862.30	-42.25	-4.67%	904.55	873
RELIANCE	RELIANCE INDUSTRIES LTD					NSE	920.00	-48.50	-5.01%	968.50	920
MGL	MAHANAGAR GAS LTD					NSE	707.20	-39.10	-5.24%	746.30	700
HDFCLIFE	HDFC LIFE INSURANCE COMPANY LTD	OS		CBR	BUY SELL QUOTE	NSE	396.05	-23.40	-5.58%	419.45	385
BEL	BHARAT ELECTRONICS LTD	OS		CBR	BUY SELL QUOTE	NSE	69.25	-5.55	-7.42%	74.80	69
BANDHANBNK	BANDHAN BANK LTD	OS		CBR	BUY SELL QUOTE	NSE	204.60	-19.80	-8.82%	224.40	202
MARUTI	MARUTI SUZUKI INDIA LTD	OS	40X	CBR	BUY SELL QUOTE	NSE	4878.20	-474.45	-8.86%	5,352.65	4,870

Select the watchlist you want to delete and click Ok, confirm to save

# Website Link & Quick Login



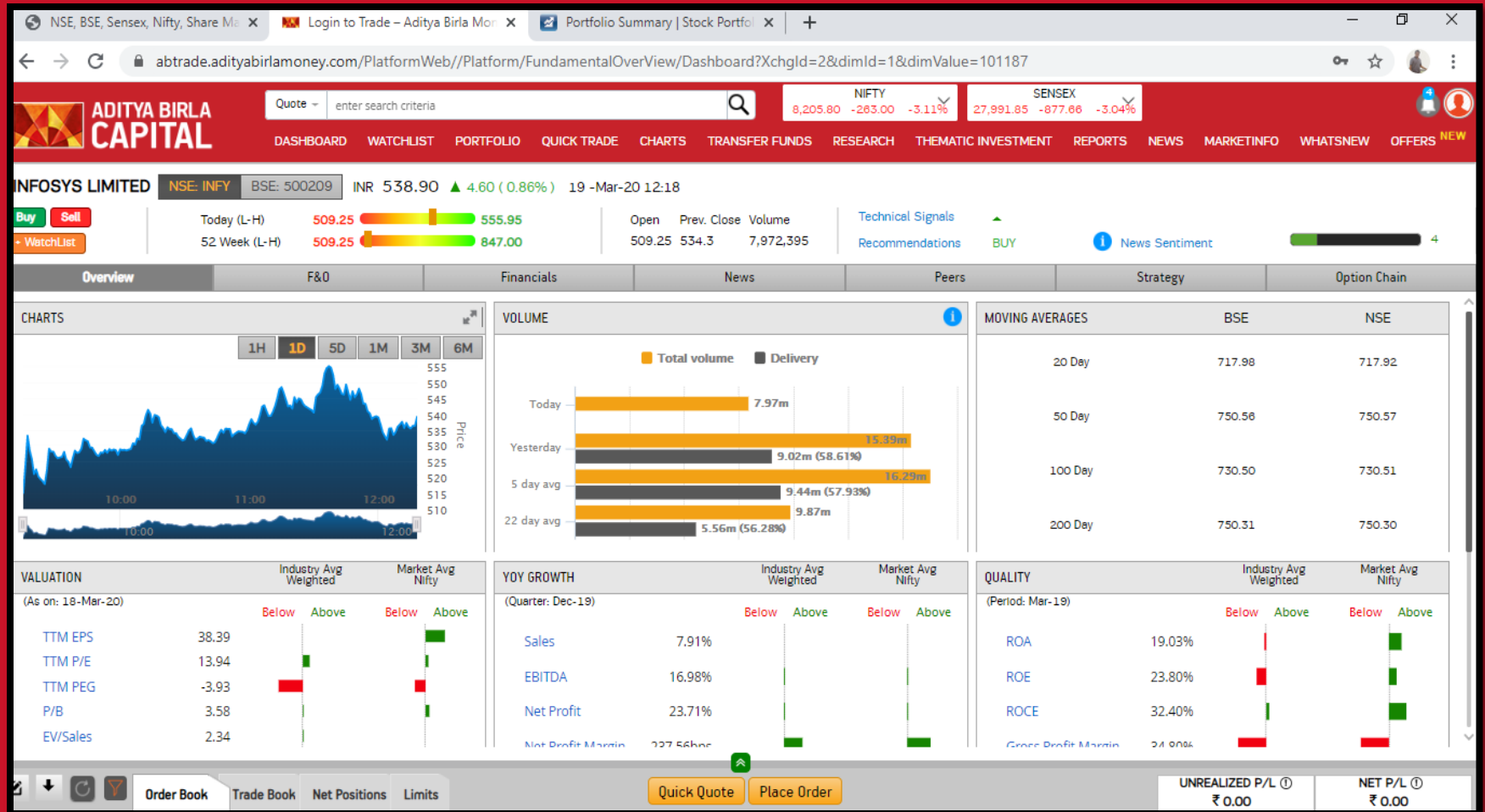
The screenshot shows the Aditya Birla Capital website interface. The top navigation bar includes links for DASHBOARD, WATCHLIST, PORTFOLIO, QUICK TRADE, CHARTS, TRANSFER FUNDS, RESEARCH, THEMATIC INVESTMENT, REPORTS, NEWS, MARKETINFO, WHATSNEW, and OFFERS. The main content area displays a table of stocks with columns for Symbol, Company, Option Strategy, 40X, CBR, Actions, Exchange, LTP, Change, % Change, Previous close, and Open. A red arrow points to the 'Option Strategy', '40X', and 'CBR' columns, indicating these are the added functionality features for trade.

Symbol	Company	Option Strategy	40X	CBR	Actions	Exchange	LTP	Change	% Change	Previous close	Open
INFY	INFOSYS LTD	OS	40X	CBR	BUY SELL QUOTE	NSE	541.75	7.45	1.39%	534.30	509
BANDHANBNK	BANDHAN BANK LTD	OS		CBR	BUY SELL QUOTE	NSE	204.70	-19.70	-8.78%	224.40	202
BEL	BHARAT ELECTRONICS LTD	OS		CBR	BUY SELL QUOTE	NSE	69.00	-5.80	-7.75%	74.80	69
GAIL	GAIL LTD	OS	40X	CBR	BUY SELL QUOTE	NSE	69.55	-1.30	-1.83%	70.85	68
HCLTECH	HCL TECHNOLOGIES LTD	OS	40X	CBR	BUY SELL QUOTE	NSE	424.95	-9.30	-2.14%	434.25	418
HDFCLIFE	HDFC LIFE INSURANCE COMPANY LTD	OS		CBR	BUY SELL QUOTE	NSE	395.40	-24.05	-5.73%	419.45	385
ITC	ITC LTD	OS	40X	CBR	BUY SELL QUOTE	NSE	153.75	3.05	2.02%	150.70	150
LT	LARSEN & TOUBRO LTD	OS	40X	CBR	BUY SELL QUOTE	NSE	864.50	-40.05	-4.43%	904.55	873
LICHSGFIN	LIC HOUSING FINANCE LTD	OS		CBR	BUY SELL QUOTE	NSE	224.55	-2.25	-0.99%	226.80	215
MGL	MAHANAGAR GAS LTD	OS		CBR	BUY SELL QUOTE	NSE	707.90	-38.40	-5.15%	746.30	700
MARUTI	MARUTI SUZUKI INDIA LTD	OS	40X	CBR	BUY SELL QUOTE	NSE	4891.85	-460.80	-8.61%	5,352.65	4,870
RBLBANK	RBL BANK LTD	OS		CBR	BUY SELL QUOTE	NSE	177.90	10.95	6.56%	166.95	155
RELIANCE	RELIANCE INDUSTRIES LTD	OS	40X	CBR	BUY SELL QUOTE	NSE	922.95	-45.55	-4.70%	968.50	920
SBICARD	SBI CARDS & PAYMENT SERVICES LTD			CBR	BUY SELL QUOTE	NSE	681.15	-8.05	-1.17%	689.20	660
SBIN	STATE BANK OF INDIA	OS	40X	CBR	BUY SELL QUOTE	NSE	211.65	-3.55	-1.65%	215.20	202
WIPRO	WIPRO LTD	OS	40X	CBR	BUY SELL QUOTE	NSE	167.20	-2.75	-1.62%	169.95	165

At the bottom of the page, there are buttons for 'Quick Quote' and 'Place Order', and a summary section showing 'UNREALIZED P/L' and 'NET P/L' both at ₹ 0.00.

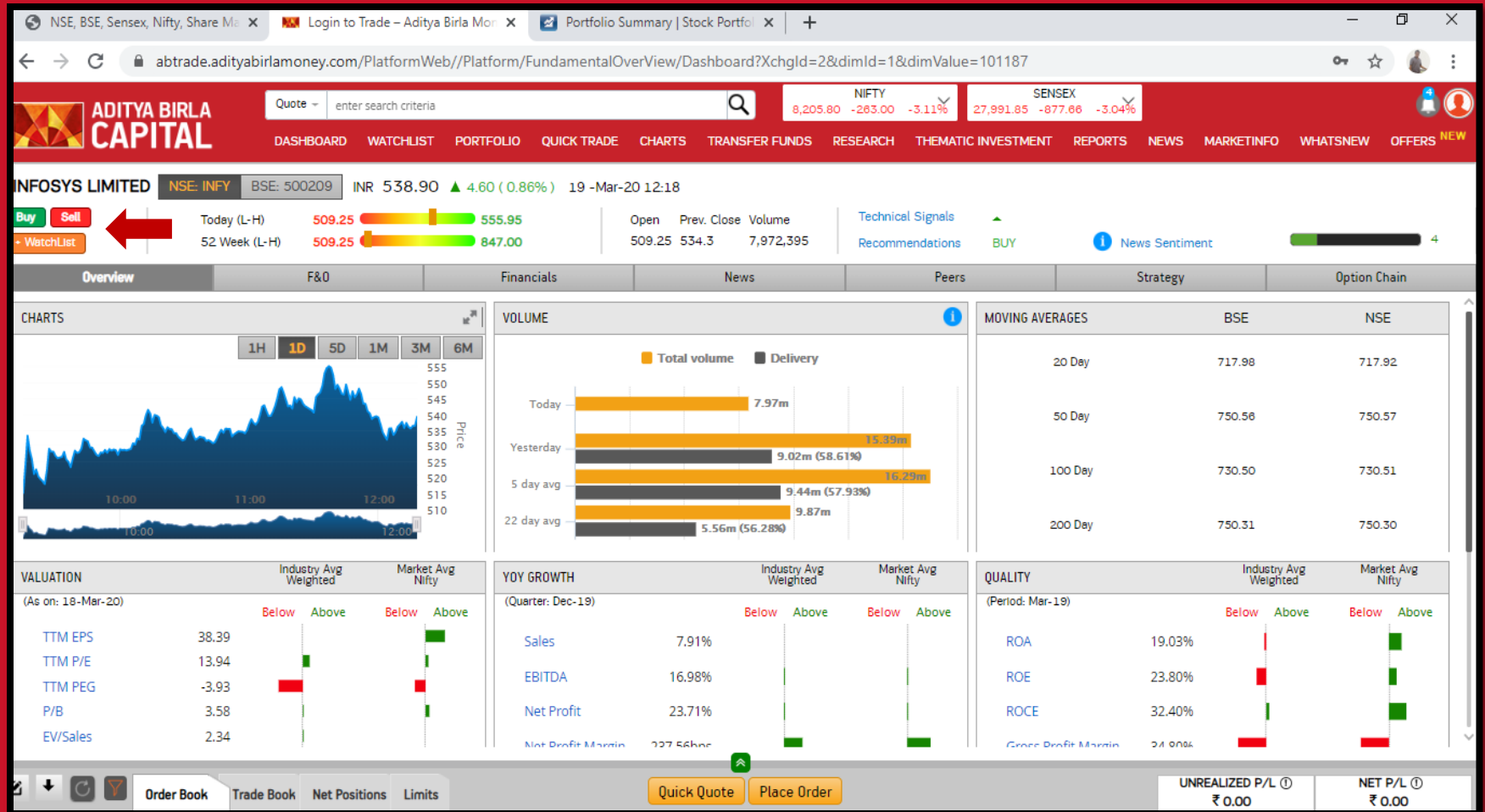
Option Strategy, 40x, CBR are the added functionality features for trade

# Company Overview



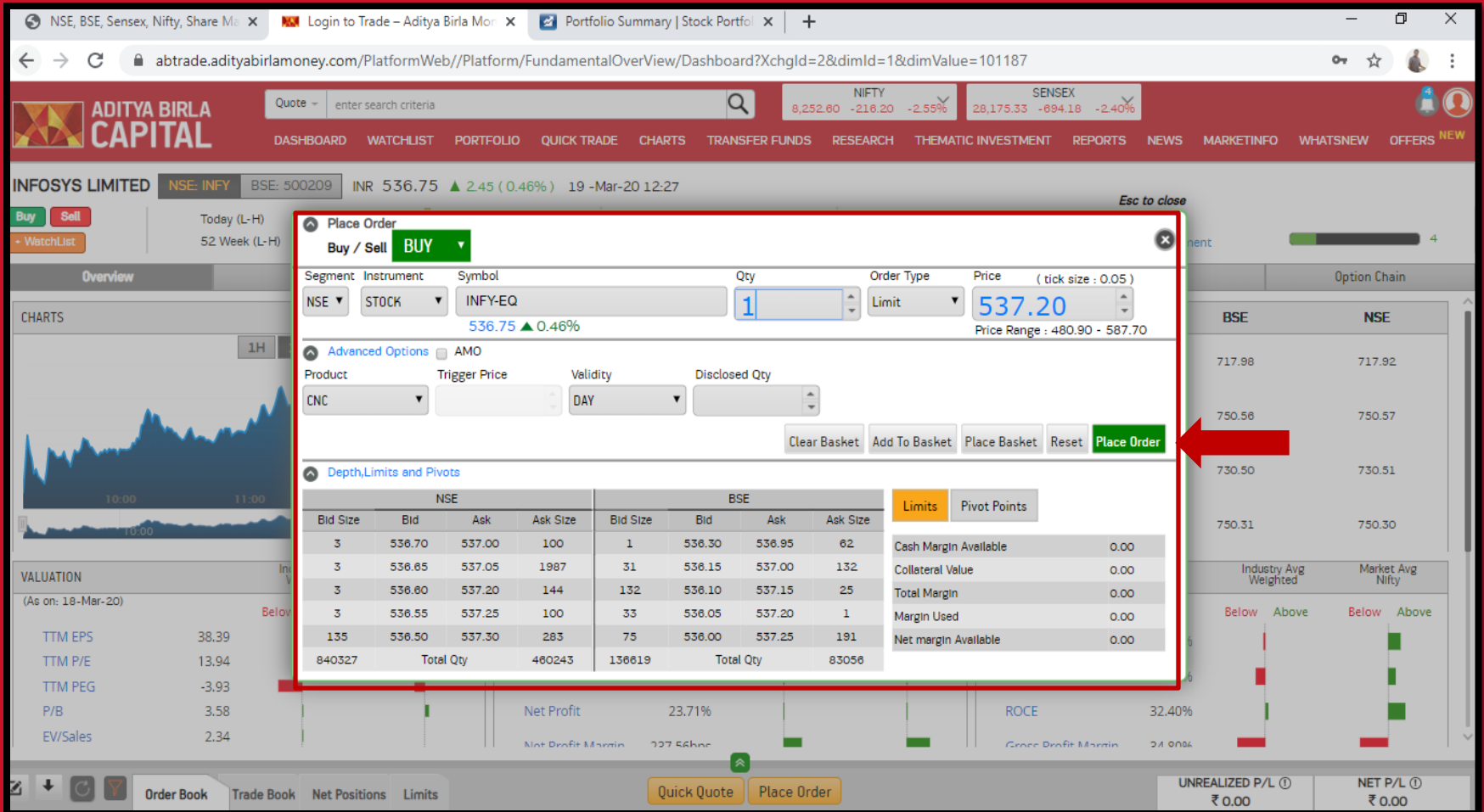
Click on any share to get access to Company Overview Page

# Company Overview



Get access to the entire data related to the company here. You can even Buy/Sell from this page.

# Trade Window



**Place Order**  
Buy / Sell **BUY**

Segment: NSE Instrument: STOCK Symbol: INFY-EQ Qty: 1 Order Type: Limit Price: 537.20 (tick size : 0.05)  
536.75 ▲ 0.46% Price Range : 480.90 - 587.70

**Advanced Options** ☐ AMO  
Product: CNC Trigger Price: Validity: DAY Disclosed Qty:   
Clear Basket Add To Basket Place Basket Reset **Place Order**

**Depth, Limits and Pivots**

NSE				BSE				Limits	Pivot Points
Bid Size	Bid	Ask	Ask Size	Bid Size	Bid	Ask	Ask Size		
3	536.70	537.00	100	1	536.30	536.95	62	Cash Margin Available	0.00
3	536.85	537.05	1987	31	536.15	537.00	132	Collateral Value	0.00
3	536.80	537.20	144	132	536.10	537.15	25	Total Margin	0.00
3	536.55	537.25	100	33	536.05	537.20	1	Margin Used	0.00
135	536.50	537.30	283	75	536.00	537.25	191	Net margin Available	0.00
840327	Total Qty		480243	136619	Total Qty		83056		

**VALUATION** (As on: 18-Mar-20)  
 TTM EPS: 38.39  
 TTM P/E: 13.94  
 TTM PEG: -3.93  
 P/B: 3.58  
 EV/Sales: 2.34

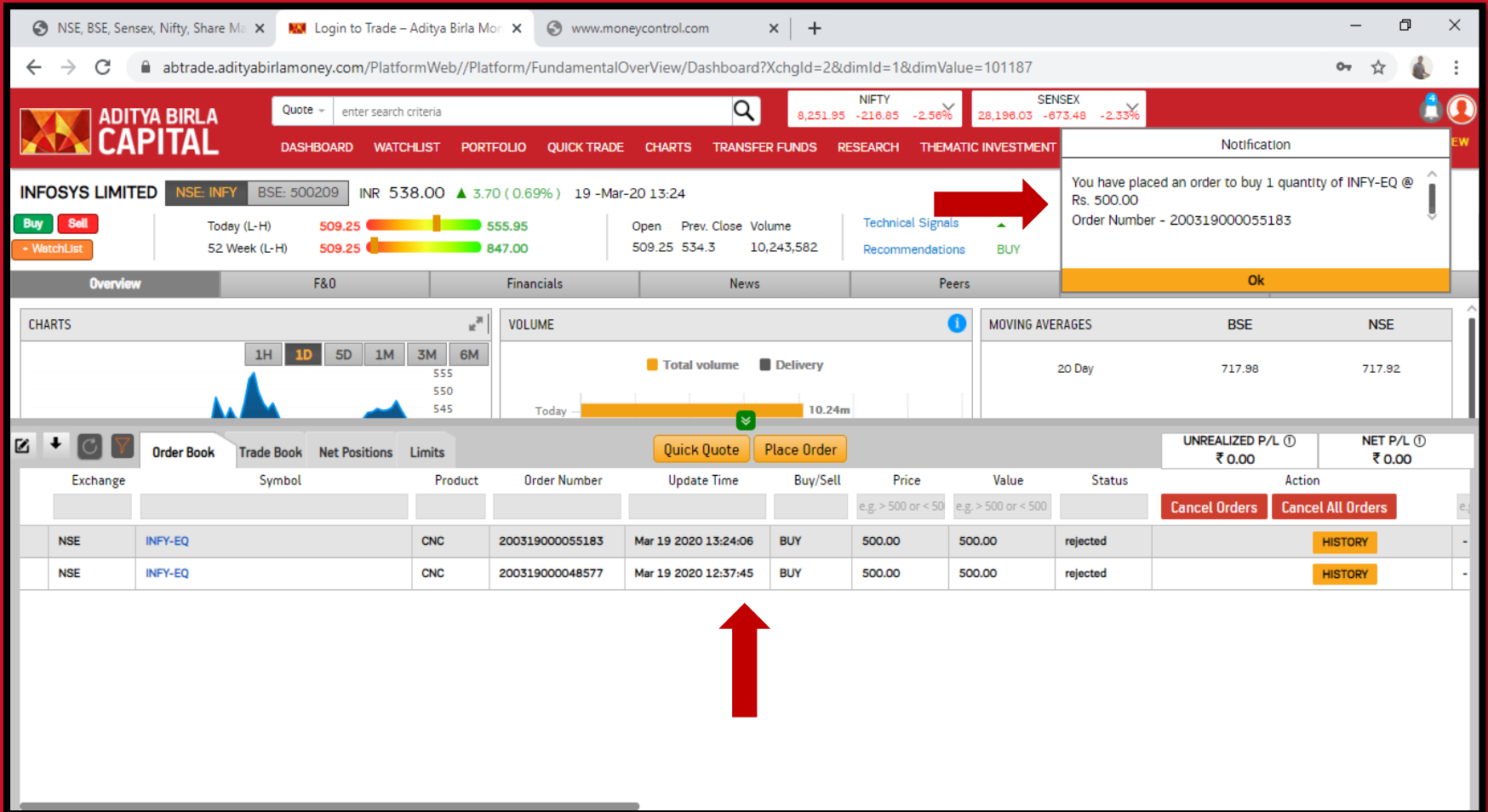
**Net Profit**: 23.71%  
**ROCE**: 32.40%  
**Net Profit Margin**: 27.56%  
**Gross Profit Margin**: 24.96%

**Order Book** Trade Book Net Positions Limits **Quick Quote** **Place Order**

**UNREALIZED P/L** ₹ 0.00 **NET P/L** ₹ 0.00

Once you click on Buy/ Sell, this trade window would pop up. Enter the quantity, exchange, price and other details and click on place order & confirm

# Order Book



**ADITYA BIRLA CAPITAL**

Quote - enter search criteria

NIFTY 8,251.95 -216.85 -2.56% SENSEX 28,196.03 -673.48 -2.33%

DASHBOARD WATCHLIST PORTFOLIO QUICK TRADE CHARTS TRANSFER FUNDS RESEARCH THEMATIC INVESTMENT

**INFOSYS LIMITED** NSE: INFY BSE: 500209 INR 538.00 ▲ 3.70 (0.69%) 19-Mar-20 13:24

Buy Sell Today (L-H) 509.25 555.95 52 Week (L-H) 509.25 847.00 Open 509.25 Prev. Close 534.3 Volume 10,243,582

Technical Signals Recommendations BUY

Notification: You have placed an order to buy 1 quantity of INFY-EQ @ Rs. 500.00. Order Number - 200319000055183. Ok

Overview F&O Financials News Peers

CHARTS 1H 1D 5D 1M 3M 6M

VOLUME Total volume Delivery Today 10.24m

MOVING AVERAGES BSE NSE 20 Day 717.98 717.92

Order Book Trade Book Net Positions Limits Quick Quote Place Order

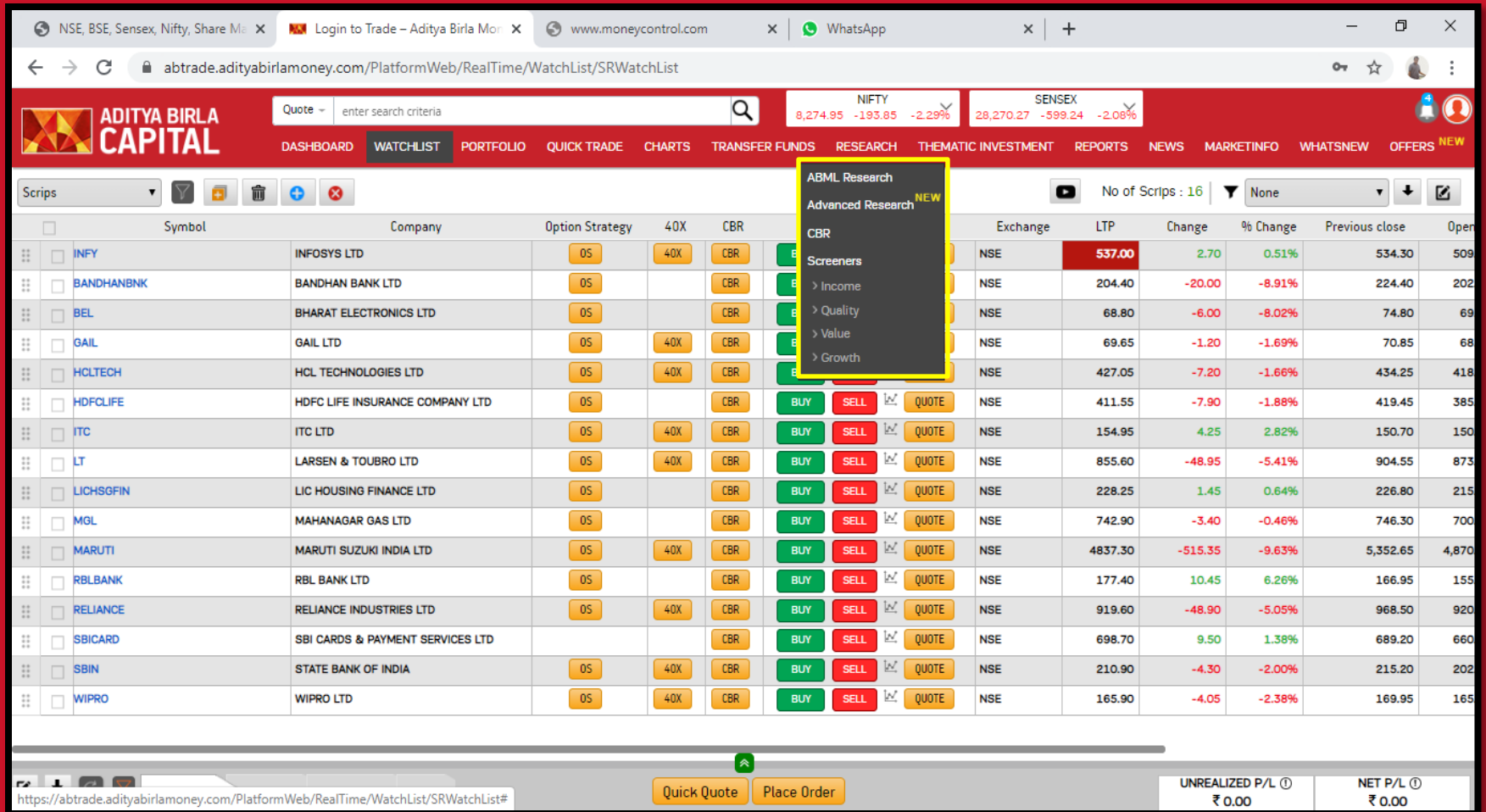
UNREALIZED P/L ₹ 0.00 NET P/L ₹ 0.00

Exchange	Symbol	Product	Order Number	Update Time	Buy/Sell	Price	Value	Status	Action
NSE	INFY-EQ	CNC	200319000055183	Mar 19 2020 13:24:06	BUY	500.00	500.00	rejected	HISTORY
NSE	INFY-EQ	CNC	200319000048577	Mar 19 2020 12:37:45	BUY	500.00	500.00	rejected	HISTORY

Cancel Orders Cancel All Orders

After placing the order, you can see and cancel the order from order book which is in the bottom menu bar

# Research



The screenshot displays the Aditya Birla Capital Research platform. The top navigation bar includes tabs for DASHBOARD, WATCHLIST, PORTFOLIO, QUICK TRADE, CHARTS, TRANSFER FUNDS, RESEARCH, THEMATIC INVESTMENT, REPORTS, NEWS, MARKETINFO, WHATSNEW, and OFFERS. The RESEARCH tab is currently active, and a dropdown menu is open, showing options like 'ABML Research', 'Advanced Research', 'Screeners', and 'Income'. The 'Screeners' option is highlighted.

The main content area shows a list of stocks with columns for Symbol, Company, Option Strategy, 40X, CBR, and various financial metrics. The table includes the following data:

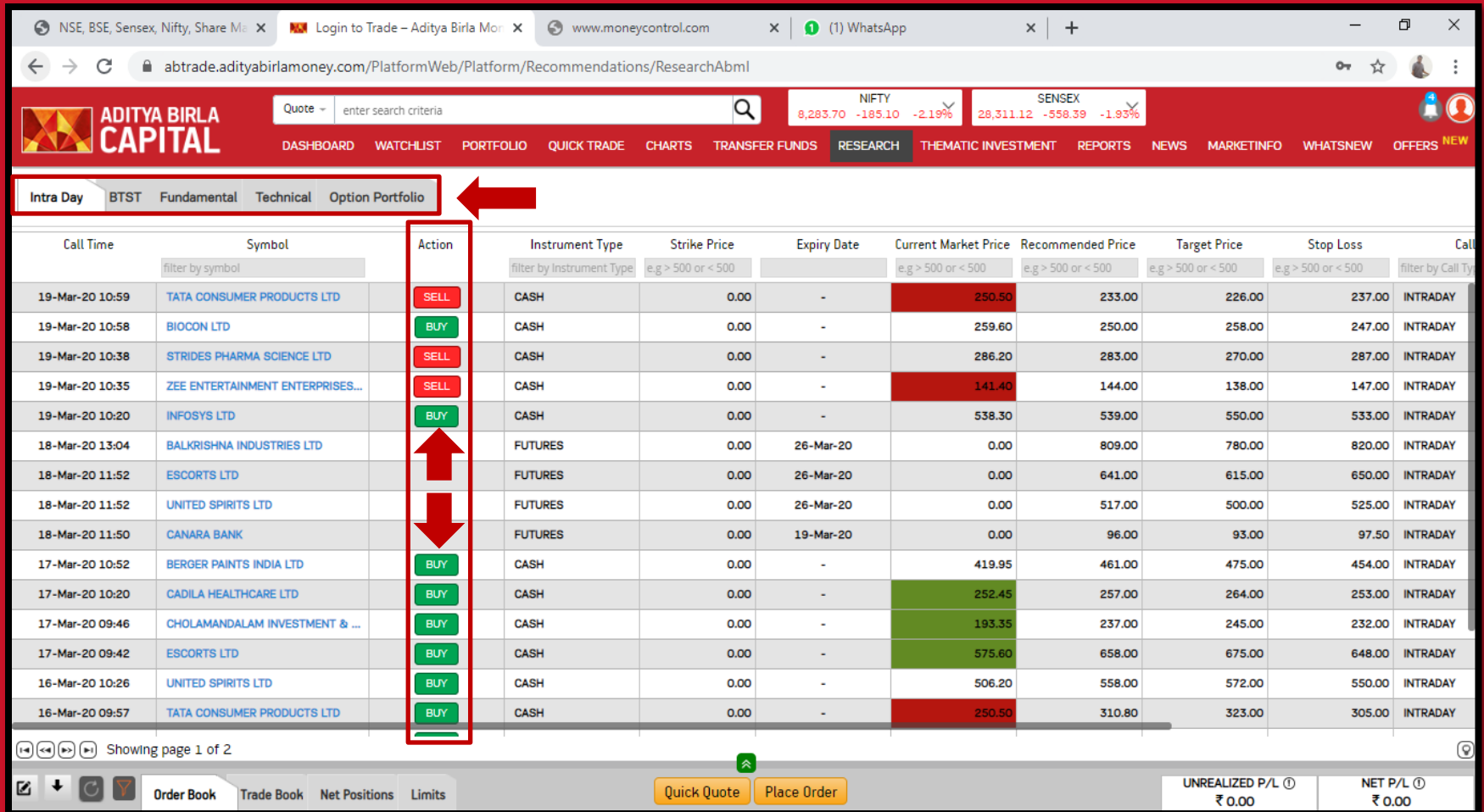
Symbol	Company	Option Strategy	40X	CBR	Exchange	LTP	Change	% Change	Previous close	Open
INFY	INFOSYS LTD	OS	40X	CBR	NSE	537.00	2.70	0.51%	534.30	509
BANDHANBK	BANDHAN BANK LTD	OS		CBR	NSE	204.40	-20.00	-8.91%	224.40	202
BEL	BHARAT ELECTRONICS LTD	OS		CBR	NSE	68.80	-6.00	-8.02%	74.80	69
GAIL	GAIL LTD	OS	40X	CBR	NSE	69.65	-1.20	-1.69%	70.85	68
HCLTECH	HCL TECHNOLOGIES LTD	OS	40X	CBR	NSE	427.05	-7.20	-1.66%	434.25	418
HDFCLIFE	HDFC LIFE INSURANCE COMPANY LTD	OS		CBR	NSE	411.55	-7.90	-1.88%	419.45	385
ITC	ITC LTD	OS	40X	CBR	NSE	154.95	4.25	2.82%	150.70	150
LT	LARSEN & TOUBRO LTD	OS	40X	CBR	NSE	855.60	-48.95	-5.41%	904.55	873
LIHSGFIN	LIC HOUSING FINANCE LTD	OS		CBR	NSE	228.25	1.45	0.64%	226.80	215
MGL	MAHANAGAR GAS LTD	OS		CBR	NSE	742.90	-3.40	-0.46%	746.30	700
MARUTI	MARUTI SUZUKI INDIA LTD	OS	40X	CBR	NSE	4837.30	-515.35	-9.63%	5,352.65	4,870
RBLBANK	RBL BANK LTD	OS		CBR	NSE	177.40	10.45	6.26%	166.95	155
RELIANCE	RELIANCE INDUSTRIES LTD	OS	40X	CBR	NSE	919.60	-48.90	-5.05%	968.50	920
SBICARD	SBI CARDS & PAYMENT SERVICES LTD			CBR	NSE	698.70	9.50	1.38%	689.20	660
SBIN	STATE BANK OF INDIA	OS	40X	CBR	NSE	210.90	-4.30	-2.00%	215.20	202
WIPRO	WIPRO LTD	OS	40X	CBR	NSE	165.90	-4.05	-2.38%	169.95	165

The bottom of the interface shows a navigation bar with buttons for 'Quick Quote' and 'Place Order', and a summary section for 'UNREALIZED P/L' and 'NET P/L'.

Get access to our research under the research menu bar



# ABML Research

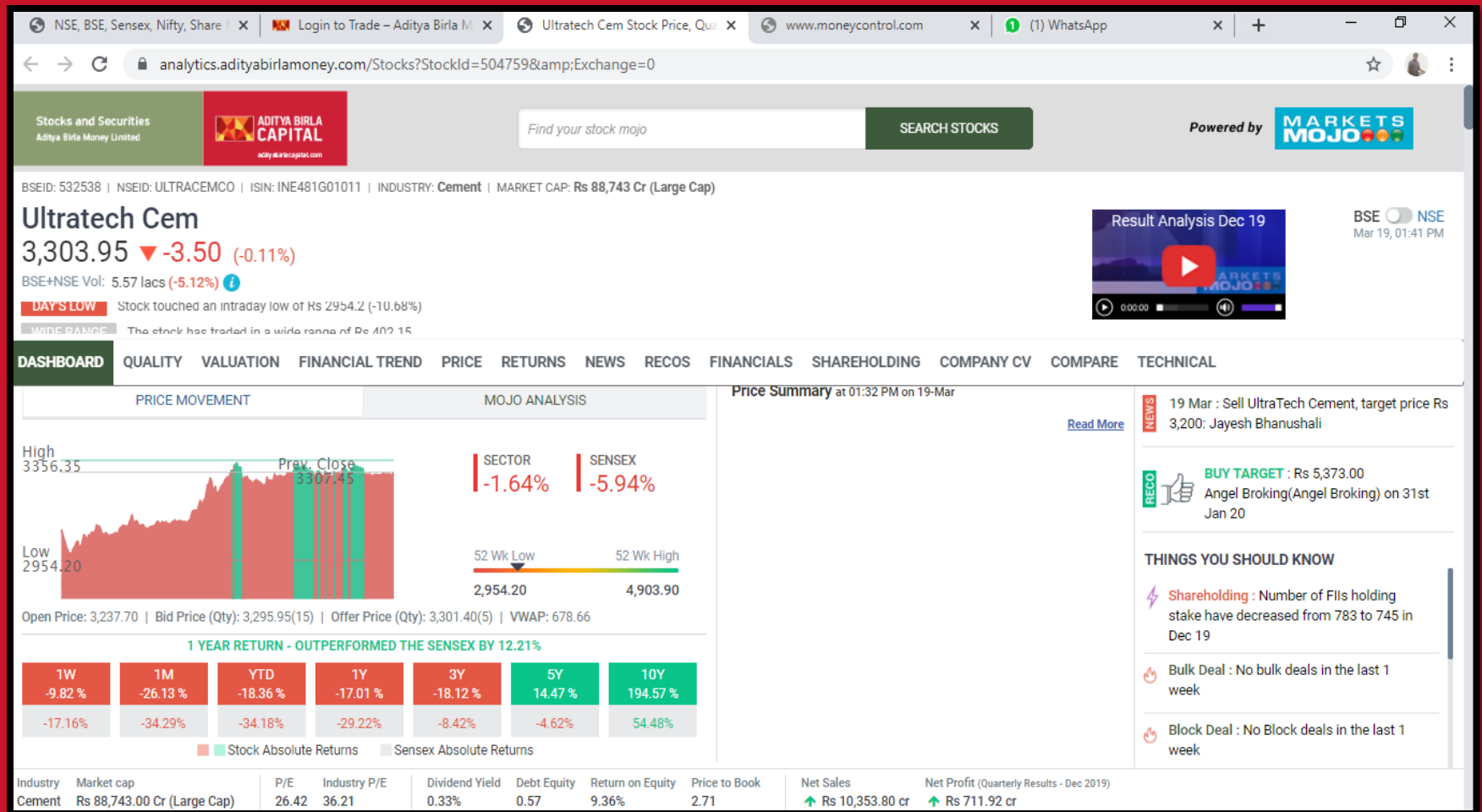


The screenshot displays the ABML Research interface on a web browser. The top navigation bar includes links for Dashboard, Watchlist, Portfolio, Quick Trade, Charts, Transfer Funds, Research (highlighted), Thematic Investment, Reports, News, Market Info, What's New, and Offers. Below the navigation bar, there are tabs for Intra Day, BTST, Fundamental, Technical, and Option Portfolio. A red arrow points to the 'Option Portfolio' tab. The main content area shows a table of stock recommendations with columns for Call Time, Symbol, Action, Instrument Type, Strike Price, Expiry Date, Current Market Price, Recommended Price, Target Price, Stop Loss, and Call. The 'Action' column contains green 'BUY' buttons and red 'SELL' buttons. A red box highlights the 'Action' column, and a red arrow points to the 'BUY' button for 'TATA CONSUMER PRODUCTS LTD'.

Call Time	Symbol	Action	Instrument Type	Strike Price	Expiry Date	Current Market Price	Recommended Price	Target Price	Stop Loss	Call
19-Mar-20 10:59	TATA CONSUMER PRODUCTS LTD	SELL	CASH	0.00	-	250.50	233.00	226.00	237.00	INTRADAY
19-Mar-20 10:58	BIOCON LTD	BUY	CASH	0.00	-	259.60	250.00	258.00	247.00	INTRADAY
19-Mar-20 10:38	STRIDES PHARMA SCIENCE LTD	SELL	CASH	0.00	-	286.20	283.00	270.00	287.00	INTRADAY
19-Mar-20 10:35	ZEE ENTERTAINMENT ENTERPRISES...	SELL	CASH	0.00	-	141.40	144.00	138.00	147.00	INTRADAY
19-Mar-20 10:20	INFOSYS LTD	BUY	CASH	0.00	-	538.30	539.00	550.00	533.00	INTRADAY
18-Mar-20 13:04	BALKRISHNA INDUSTRIES LTD		FUTURES	0.00	26-Mar-20	0.00	809.00	780.00	820.00	INTRADAY
18-Mar-20 11:52	ESCORTS LTD		FUTURES	0.00	26-Mar-20	0.00	641.00	615.00	650.00	INTRADAY
18-Mar-20 11:52	UNITED SPIRITS LTD		FUTURES	0.00	26-Mar-20	0.00	517.00	500.00	525.00	INTRADAY
18-Mar-20 11:50	CANARA BANK		FUTURES	0.00	19-Mar-20	0.00	96.00	93.00	97.50	INTRADAY
17-Mar-20 10:52	BERGER PAINTS INDIA LTD	BUY	CASH	0.00	-	419.95	461.00	475.00	454.00	INTRADAY
17-Mar-20 10:20	CADILA HEALTHCARE LTD	BUY	CASH	0.00	-	252.45	257.00	264.00	253.00	INTRADAY
17-Mar-20 09:46	CHOLAMANDALAM INVESTMENT & ...	BUY	CASH	0.00	-	193.35	237.00	245.00	232.00	INTRADAY
17-Mar-20 09:42	ESCORTS LTD	BUY	CASH	0.00	-	575.60	658.00	675.00	648.00	INTRADAY
16-Mar-20 10:26	UNITED SPIRITS LTD	BUY	CASH	0.00	-	506.20	558.00	572.00	550.00	INTRADAY
16-Mar-20 09:57	TATA CONSUMER PRODUCTS LTD	BUY	CASH	0.00	-	250.50	310.80	323.00	305.00	INTRADAY

Click on ABML Research to get access to Intraday, BTST, Fundamental & Technical and Option Portfolio research data. You can also directly buy / sell from here.

# Advanced Research



Advanced Research under the Research Menu is an extensive research option available for investors seeking wide research tools and techniques

# Consensus Based Research

NSE, BSE, Sensex, Nifty, Share M... x Login to Trade – Aditya Birla Mon... x WhatsApp x +

abtrade.adityabirlamoney.com/PlatformWeb//Platform/NewsStock/DashboardCrb?launch=GENRECOMMENDATIONS

CONSENSUS BASED RESEARCH

VIEWS

All

**IndusInd Bank** EconomicTimes | 01:24 pm  
IndusInd Bank shares down 1 % as Nifty plunges

**AMBIT CAPITAL** NewsAggregator | 01:12 pm  
Buy Phoenix Mills, target price Rs 640: Ambit - Economic Times

**CRISIL** OrissaPost | 12:58 pm  
Former SBI chief Arundhati Bhattacharya quits Crisil board, to join as Salesforce CEO

**ICICI** EconomicTimes | 12:44 pm  
Buy L&T, target price Rs 1,370: ICICI Direct

**Spark Capital** EconomicTimes | 12:24 pm  
Buy IRCTC, target price Rs 1,290: Spark Capital

**CRISIL** PTINews | 12:07 pm  
Ex-SBI chief Bhattacharya resigns from Crisil board

**IndusInd Bank** NewsAggregator | 11:16 am  
Bank stocks catch the flu; IndusInd Bank share price tanks 50% in one week, HDFC Bank down 24%

**India Ratings** PTINews | 11:07 am  
India Ratings revises rating watch on Yes Bank to 'evolving'

**BARCLAYS** ForexTv | 11:04 am  
Novartis (VTX:NOVN) PT Set at CHF 70 by Barclays

**IndusInd Bank** NewsAggregator | 10:51 am  
Markets Live: Sensex tanks 1,600 points, Nifty tests 8,000-mark; IndusInd Bank plunges 11% - Economic Times

**India Ratings** HinduBusinessLine | 10:40 am  
India Ratings downgrades Power Max India's long-term issuer rating

RECOMMENDATIONS

Brokerage Analyst

(Timeline: Past 24 hrs.)

Brokerage	Company	Action	Date
ICICI	LARSEN & TOUBRO LTD	Buy	19-Mar-20
KOTAK SECURITIES	OIL & NATURAL GAS CORP LTD	Buy	19-Mar-20
KOTAK SECURITIES	PVR LTD	Buy	19-Mar-20
KOTAK SECURITIES	TATA COMMUNICATIONS LTD	Buy	19-Mar-20
KOTAK SECURITIES	UNITED SPIRITS LTD	Buy	19-Mar-20
KOTAK SECURITIES	CONTAINER CORP OF INDIA LTD	Buy	18-Mar-20
KOTAK SECURITIES	CUMMINS INDIA LTD	Buy	18-Mar-20
MOTILAL OSWAL	ENDURANCE TECHNOLOGIES LTD	Buy	18-Mar-20

STREAMING NEWS

**YES BANK LTD** 01:48 pm  
Yes Bank stock plunges as Madhu Kapur sells 2.5 crore shares

**YES BANK LTD** 01:47 pm  
Yes Bank stock plunges as Madhu Kapur sells 2.5 crore shares #YesBank

**NIFTY50** 01:46 pm  
Today's #NiftyCall: Nifty 50 March Futures (8,320)

**NIFTY50** 01:44 pm  
#MarketsWithMC | Check out top gainers and losers on #Nifty and #Sensex #StocksToWatch #StockMarket LIVE: https://t.co/7c8z ...

**NIFTY50** 01:41 pm  
#ShreeCement share price plunges 15% as it replaces #YesBank in #Nifty50 index in weak market

**INTERGLOBE AVIATION LTD** 01:40 pm  
#Coronavirus Impact: #IndiGo grounds 16 planes; staff to take 10-20% salary cuts

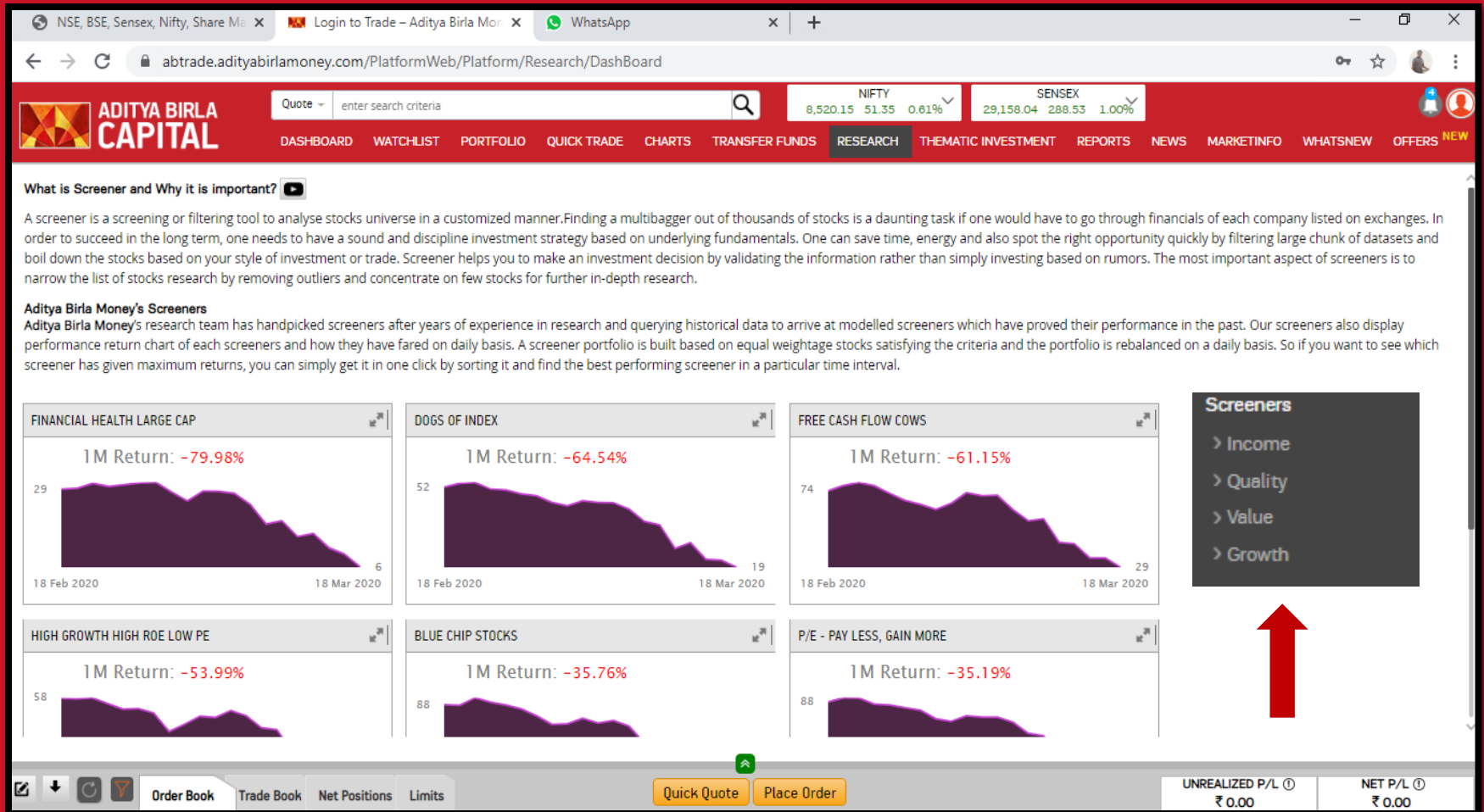
**EMAMI LTD** 01:38 pm  
Emami board approves share buyback up to Rs 194.1 cr at maximum at Rs 300/sh https://t.co/ZX31pKSTOU

**SKF INDIA LTD** 01:37 pm  
CCI can't take retrospective action, NCLAT says giving clean chit to SKF India in abuse of dominance complaint #ETIndustryNews

**S&P BSE SENSEX** 01:36 pm  
#Sensex Recovers Sharply But Remains in Red, Down 611 Points & #Nifty at 8,246 As Investors Remain Skeptical Amid #coronaviru ...

CBR under the Research Menu is a consolidated research from all the top Broking Houses and Analysts. Get a 360 degree view for your preferred stock

# Screeners



The screenshot displays the Aditya Birla Capital Research Dashboard. The top navigation bar includes the Aditya Birla Capital logo, a search bar, and market indices (NIFTY and SENSEX). The main content area features a section titled "What is Screener and Why it is important?" followed by a detailed explanation of screeners. Below this, there are six individual screener cards, each showing a 1M Return chart and a 1M Return percentage. A sidebar menu on the right, titled "Screeners", lists four categories: Income, Quality, Value, and Growth. A red arrow points from the bottom of the page towards the "Screeners" sidebar menu.

**What is Screener and Why it is important?**

A screener is a screening or filtering tool to analyse stocks universe in a customized manner. Finding a multibagger out of thousands of stocks is a daunting task if one would have to go through financials of each company listed on exchanges. In order to succeed in the long term, one needs to have a sound and discipline investment strategy based on underlying fundamentals. One can save time, energy and also spot the right opportunity quickly by filtering large chunk of datasets and boil down the stocks based on your style of investment or trade. Screener helps you to make an investment decision by validating the information rather than simply investing based on rumors. The most important aspect of screeners is to narrow the list of stocks research by removing outliers and concentrate on few stocks for further in-depth research.

**Aditya Birla Money's Screeners**

Aditya Birla Money's research team has handpicked screeners after years of experience in research and querying historical data to arrive at modelled screeners which have proved their performance in the past. Our screeners also display performance return chart of each screeners and how they have fared on daily basis. A screener portfolio is built based on equal weightage stocks satisfying the criteria and the portfolio is rebalanced on a daily basis. So if you want to see which screener has given maximum returns, you can simply get it in one click by sorting it and find the best performing screener in a particular time interval.

**FINANCIAL HEALTH LARGE CAP**  
1M Return: -79.98%

**DOGS OF INDEX**  
1M Return: -64.54%

**FREE CASH FLOW COWS**  
1M Return: -61.15%

**HIGH GROWTH HIGH ROE LOW PE**  
1M Return: -53.99%

**BLUE CHIP STOCKS**  
1M Return: -35.76%

**P/E - PAY LESS, GAIN MORE**  
1M Return: -35.19%

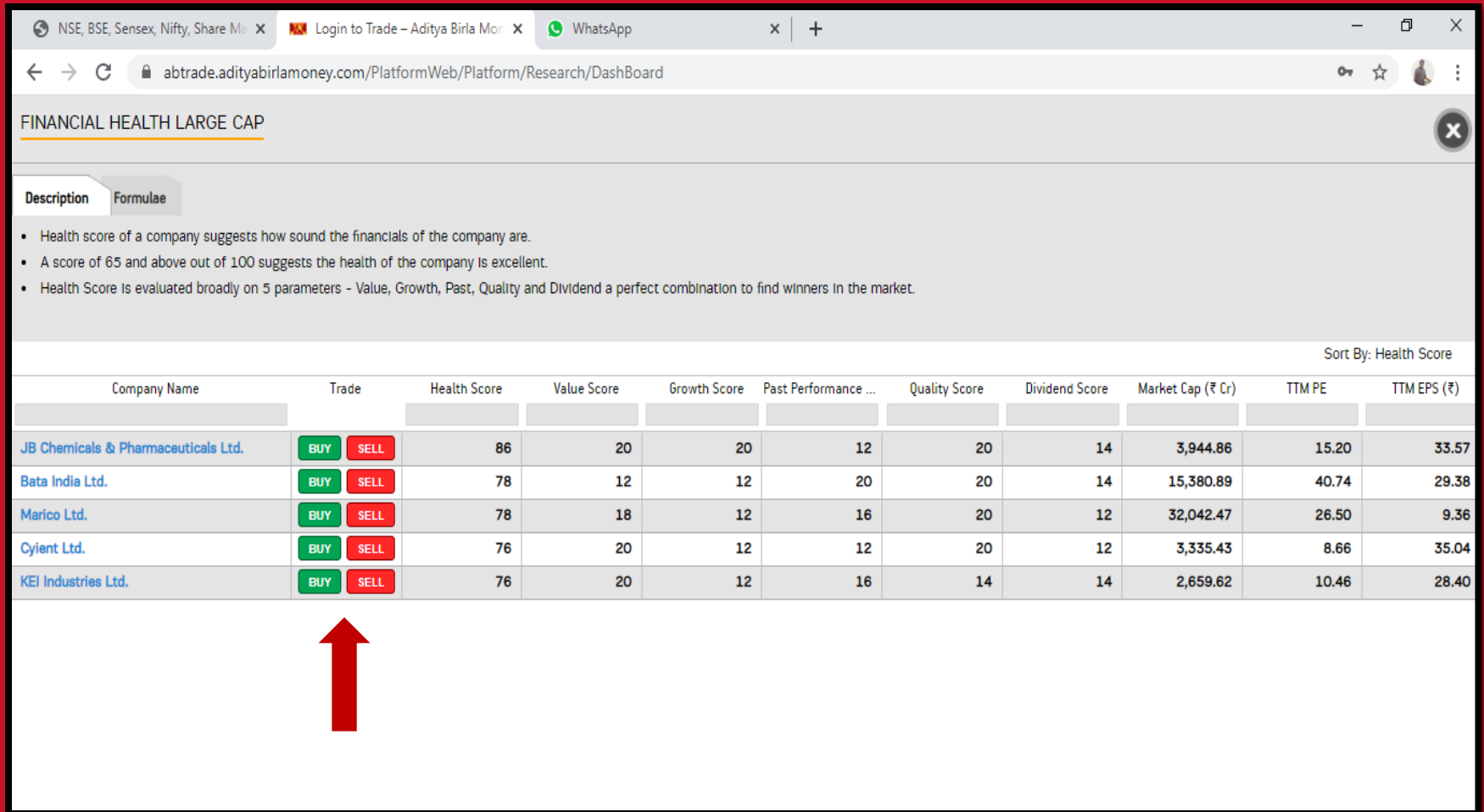
**Screeners**

- > Income
- > Quality
- > Value
- > Growth

UNREALIZED P/L ① ₹ 0.00  
NET P/L ① ₹ 0.00

A screener is a filtering tool to analyse stocks universe in a customized manner. Get Income, Quality, Value & Growth screeners under the Screeners Sub Menu

# Website Link & Quick Login



**FINANCIAL HEALTH LARGE CAP**

**Description** **Formulae**

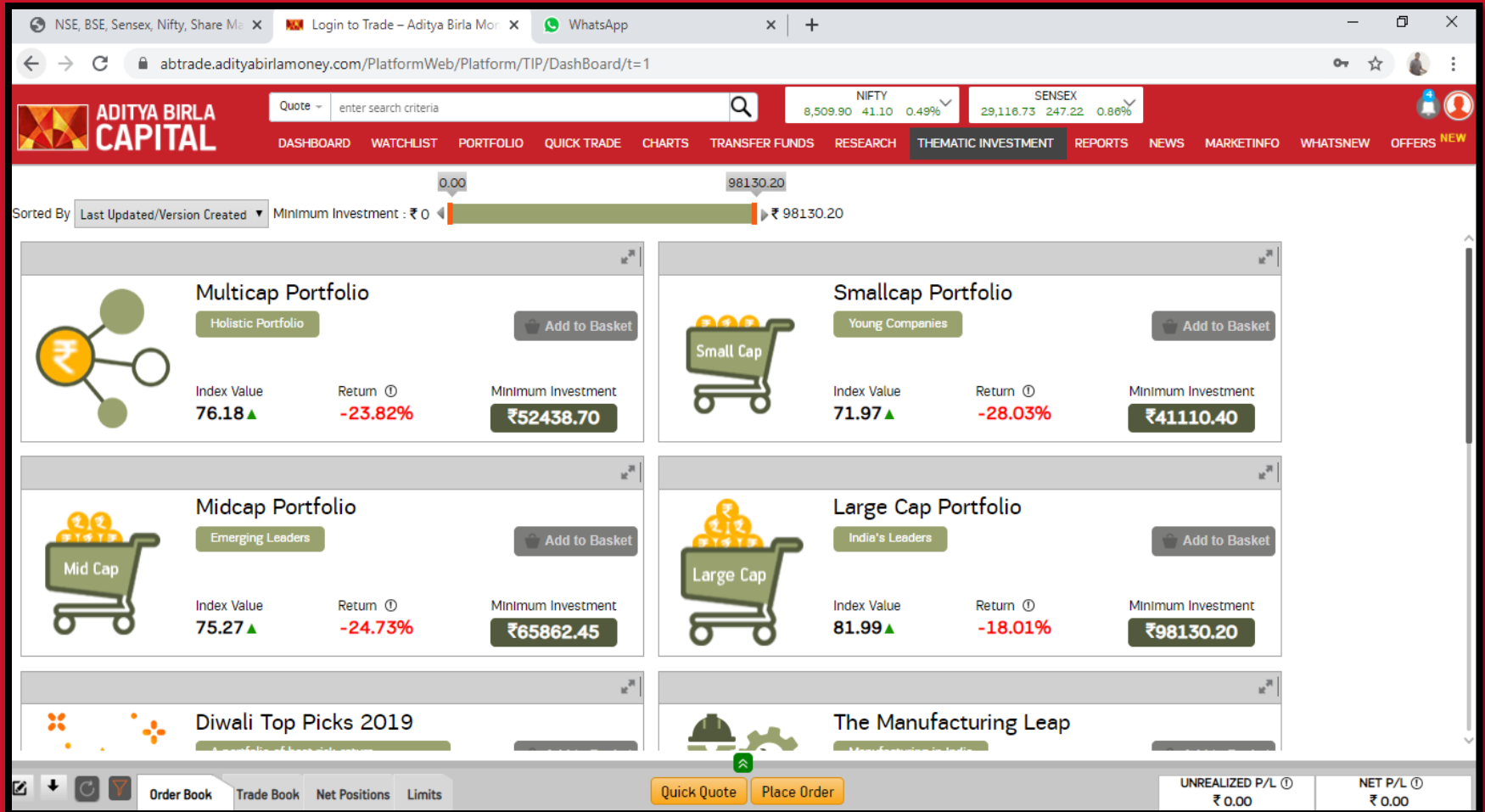
- Health score of a company suggests how sound the financials of the company are.
- A score of 65 and above out of 100 suggests the health of the company is excellent.
- Health Score is evaluated broadly on 5 parameters - Value, Growth, Past, Quality and Dividend a perfect combination to find winners in the market.

Sort By: Health Score

Company Name	Trade	Health Score	Value Score	Growth Score	Past Performance ...	Quality Score	Dividend Score	Market Cap (₹ Cr)	TTM PE	TTM EPS (₹)
<a href="#">JB Chemicals &amp; Pharmaceuticals Ltd.</a>	<a href="#">BUY</a> <a href="#">SELL</a>	86	20	20	12	20	14	3,944.86	15.20	33.57
<a href="#">Bata India Ltd.</a>	<a href="#">BUY</a> <a href="#">SELL</a>	78	12	12	20	20	14	15,380.89	40.74	29.38
<a href="#">Marico Ltd.</a>	<a href="#">BUY</a> <a href="#">SELL</a>	78	18	12	16	20	12	32,042.47	26.50	9.36
<a href="#">Cylent Ltd.</a>	<a href="#">BUY</a> <a href="#">SELL</a>	76	20	12	12	20	12	3,335.43	8.66	35.04
<a href="#">KEI Industries Ltd.</a>	<a href="#">BUY</a> <a href="#">SELL</a>	76	20	12	16	14	14	2,659.62	10.46	28.40

Expand any screener to see the detailed research. You can trade directly from here by clicking on the Buy/Sell button.

# Thematic Investment



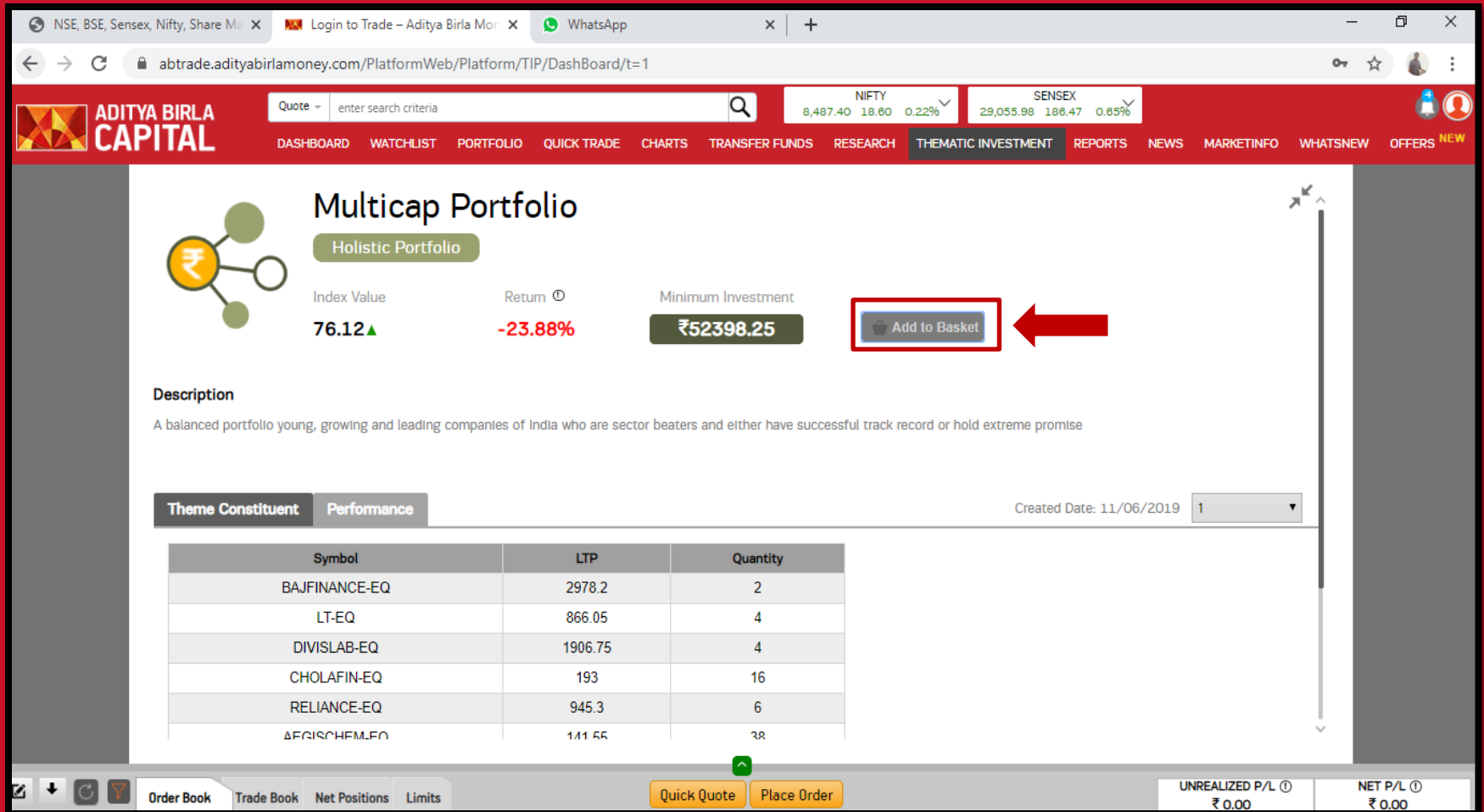
The screenshot displays the 'Thematic Investment' section of the Aditya Birla Capital platform. The interface includes a top navigation bar with the company logo, a search bar, and market indices (NIFTY and SENSEX). The main content area features several thematic investment options, each with a unique icon and detailed performance metrics.

Theme	Icon	Index Value	Return	Minimum Investment
Multicap Portfolio	Holistic Portfolio	76.18 ▲	-23.82%	₹52438.70
Smallcap Portfolio	Young Companies	71.97 ▲	-28.03%	₹41110.40
Midcap Portfolio	Emerging Leaders	75.27 ▲	-24.73%	₹65862.45
Large Cap Portfolio	India's Leaders	81.99 ▲	-18.01%	₹98130.20
Diwali Top Picks 2019				
The Manufacturing Leap				

At the bottom of the dashboard, there are buttons for 'Quick Quote' and 'Place Order', along with a summary of unrealized and net P/L.

Explore Thematic Investment from the menu bar, view different themes and invest as per your choice

# Thematic Investment



**Multicap Portfolio**  
Holistic Portfolio

Index Value: 76.12▲  
Return: -23.88%  
Minimum Investment: ₹52398.25

**Add to Basket**

**Description**  
A balanced portfolio young, growing and leading companies of India who are sector beaters and either have successful track record or hold extreme promise

**Theme Constituent** | **Performance** | Created Date: 11/06/2019 | 1

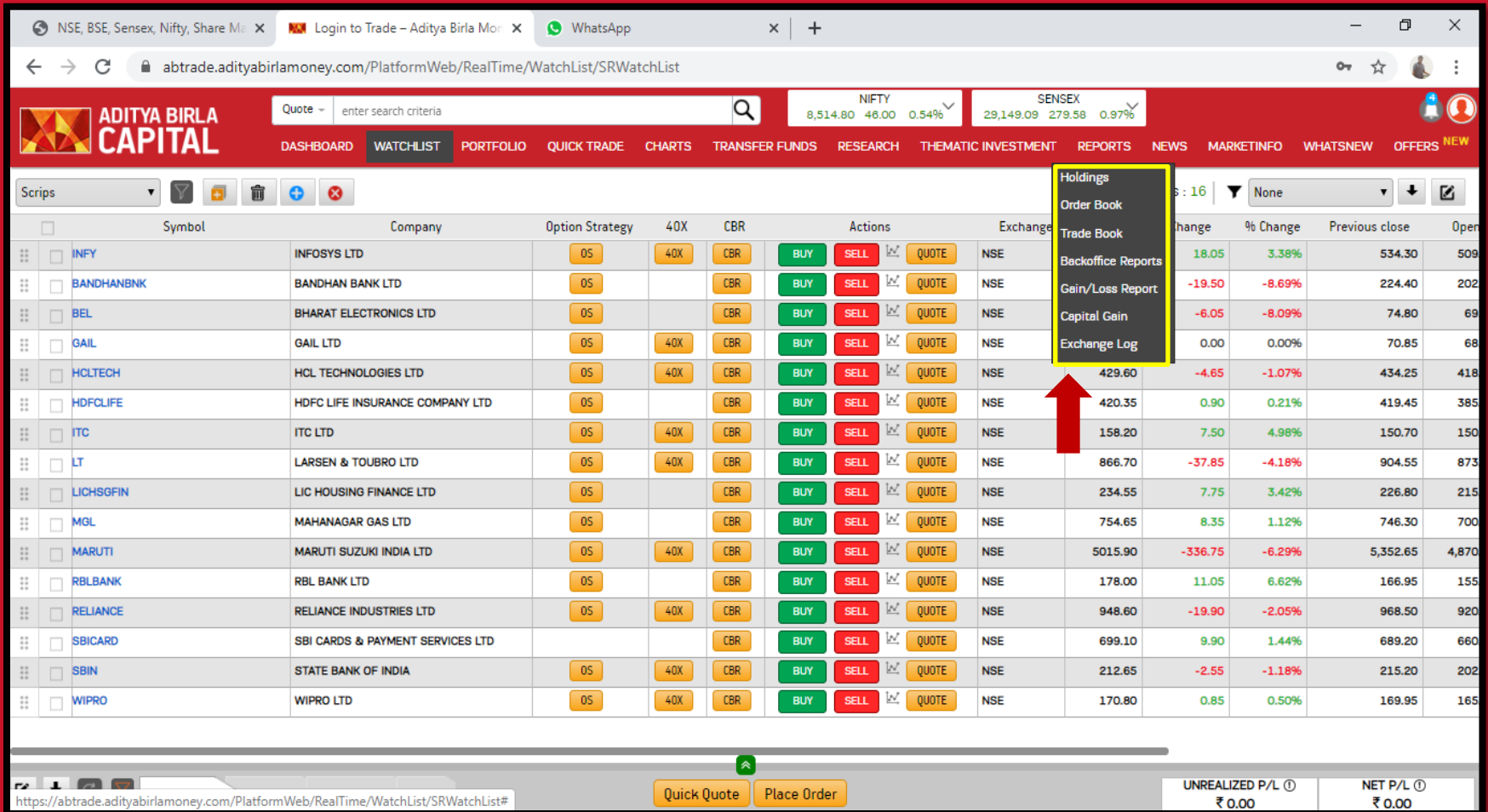
Symbol	LTP	Quantity
BAJFINANCE-EQ	2978.2	2
LT-EQ	866.05	4
DIVISLAB-EQ	1906.75	4
CHOLAFIN-EQ	193	16
RELIANCE-EQ	945.3	6
AFGISCHEM.FO	141.55	38

Order Book | Trade Book | Net Positions | Limits | Quick Quote | Place Order | UNREALIZED P/L: ₹ 0.00 | NET P/L: ₹ 0.00

Expand any Theme to see the detailed thematic research. You can directly trade this scheme from here by selecting add to basket, enter the quantity and submit



# Reports



The screenshot shows the Aditya Birla Capital platform interface. At the top, there's a navigation bar with tabs: DASHBOARD, WATCHLIST, PORTFOLIO, QUICK TRADE, CHARTS, TRANSFER FUNDS, RESEARCH, THEMATIC INVESTMENT, REPORTS, MARKETINFO, WHATSNEW, and OFFERS. The 'REPORTS' tab is highlighted. Below the navigation bar, there's a search bar and a table of holdings. A dropdown menu is open from the 'REPORTS' tab, showing options: Holdings, Order Book, Trade Book, Backoffice Reports, Gain/Loss Report, Capital Gain, and Exchange Log. A red arrow points to the 'Exchange Log' option. The table below shows a list of holdings with columns: Symbol, Company, Option Strategy, 40X, CBR, Actions, Exchange, Change, % Change, Previous close, and Open.

Symbol	Company	Option Strategy	40X	CBR	Actions	Exchange	Change	% Change	Previous close	Open	
INFY	INFOSYS LTD	OS	40X	CBR	BUY SELL QUOTE	NSE	18.05	3.38%	534.30	509	
BANDHANBNK	BANDHAN BANK LTD	OS		CBR	BUY SELL QUOTE	NSE	-19.50	-8.69%	224.40	202	
BEL	BHARAT ELECTRONICS LTD	OS		CBR	BUY SELL QUOTE	NSE	-6.05	-8.09%	74.80	69	
GAIL	GAIL LTD	OS	40X	CBR	BUY SELL QUOTE	NSE	0.00	0.00%	70.85	68	
HCLTECH	HCL TECHNOLOGIES LTD	OS	40X	CBR	BUY SELL QUOTE	NSE	429.60	-4.65	-1.07%	434.25	418
HDFCLIFE	HDFC LIFE INSURANCE COMPANY LTD	OS		CBR	BUY SELL QUOTE	NSE	420.35	0.90	0.21%	419.45	385
ITC	ITC LTD	OS	40X	CBR	BUY SELL QUOTE	NSE	158.20	7.50	4.98%	150.70	150
LT	LARSEN & TOUBRO LTD	OS	40X	CBR	BUY SELL QUOTE	NSE	866.70	-37.85	-4.18%	904.55	873
LIHGSGFIN	LIC HOUSING FINANCE LTD	OS		CBR	BUY SELL QUOTE	NSE	234.55	7.75	3.42%	226.80	215
MGL	MAHANAGAR GAS LTD	OS		CBR	BUY SELL QUOTE	NSE	754.65	8.35	1.12%	746.30	700
MARUTI	MARUTI SUZUKI INDIA LTD	OS	40X	CBR	BUY SELL QUOTE	NSE	5015.90	-336.75	-6.29%	5,352.65	4,870
RBLBANK	RBL BANK LTD	OS		CBR	BUY SELL QUOTE	NSE	178.00	11.05	6.62%	166.95	155
RELIANCE	RELIANCE INDUSTRIES LTD	OS	40X	CBR	BUY SELL QUOTE	NSE	948.60	-19.90	-2.05%	968.50	920
SBICARD	SBI CARDS & PAYMENT SERVICES LTD			CBR	BUY SELL QUOTE	NSE	699.10	9.90	1.44%	689.20	660
SBIN	STATE BANK OF INDIA	OS	40X	CBR	BUY SELL QUOTE	NSE	212.65	-2.55	-1.18%	215.20	202
WIPRO	WIPRO LTD	OS	40X	CBR	BUY SELL QUOTE	NSE	170.80	0.85	0.50%	169.95	165


At the bottom of the screen, there are buttons for 'Quick Quote' and 'Place Order'. On the right side, there are two boxes: 'UNREALIZED P/L' with a value of ₹ 0.00 and 'NET P/L' with a value of ₹ 0.00.

Get access to various reports from the Report menu bar tab. See your holdings, order/trade book, Capital gain reports and much more from this section

# News

NSE, BSE, Sensex, Nifty, Share Mo
Login to Trade – Aditya Birla Mo
WhatsApp

abtrade.adityabirlamoney.com/PlatformWeb/RealTime/WatchList/SRWatchList#



Quote
enter search criteria

NIFTY
8,532.10
63.30
0.75%

SENSEX
29,229.08
359.57
1.25%

DASHBOARD
WATCHLIST
PORTFOLIO
QUICK TRADE
CHARTS
TRANSFER FUNDS
RESEARCH
THEMATIC INVESTMENT
REPORTS
NEWS
MARKETINFO
WHATSWNEW
OFFERS
NEW

Scripts

No of

Equities
Currency
GlobalMarket

Symbol	Company	Option Strategy	40X	CBR	Actions	Exchange	LTP	% Change	Previous close	Open
INFY	INFOSYS LTD	OS	40X	CBR	BUY SELL QUOTE	NSE	552.40	3.39%	534.30	509
BANDHANBNK	BANDHAN BANK LTD	OS		CBR	BUY SELL QUOTE	NSE	204.55	-19.85	224.40	202
BEL	BHARAT ELECTRONICS LTD	OS		CBR	BUY SELL QUOTE	NSE	68.60	-6.20	74.80	69
GAIL	GAIL LTD	OS	40X	CBR	BUY SELL QUOTE	NSE	71.10	0.25	70.85	68
HCLTECH	HCL TECHNOLOGIES LTD	OS	40X	CBR	BUY SELL QUOTE	NSE	428.20	-6.05	434.25	418
HDFCLIFE	HDFC LIFE INSURANCE COMPANY LTD	OS		CBR	BUY SELL QUOTE	NSE	425.70	6.25	419.45	385
ITC	ITC LTD	OS	40X	CBR	BUY SELL QUOTE	NSE	159.30	8.60	150.70	150
LT	LARSEN & TOUBRO LTD	OS	40X	CBR	BUY SELL QUOTE	NSE	864.20	-40.35	904.55	873
LICHSGFIN	LIC HOUSING FINANCE LTD	OS		CBR	BUY SELL QUOTE	NSE	234.90	8.10	226.80	215
MGL	MAHANAGAR GAS LTD	OS		CBR	BUY SELL QUOTE	NSE	754.80	8.50	746.30	700
MARUTI	MARUTI SUZUKI INDIA LTD	OS	40X	CBR	BUY SELL QUOTE	NSE	5017.25	-335.40	5,352.65	4,870
RBLBANK	RBL BANK LTD	OS		CBR	BUY SELL QUOTE	NSE	177.85	10.90	166.95	155
RELIANCE	RELIANCE INDUSTRIES LTD	OS	40X	CBR	BUY SELL QUOTE	NSE	952.50	-16.00	968.50	920
SBICARD	SBI CARDS & PAYMENT SERVICES LTD			CBR	BUY SELL QUOTE	NSE	698.30	9.10	689.20	660
SBIN	STATE BANK OF INDIA	OS	40X	CBR	BUY SELL QUOTE	NSE	213.05	-2.15	215.20	202
WIPRO	WIPRO LTD	OS	40X	CBR	BUY SELL QUOTE	NSE	170.45	0.50	169.95	165

Quick Quote
Place Order


UNREALIZED P/L ①  
₹ 0.00
NET P/L ①  
₹ 0.00

Read all News from the News menu bar related to equities, currency or global markets.

# Market Info

NSE, BSE, Sensex, Nifty, Share Mo
Login to Trade – Aditya Birla Mor
WhatsApp

abtrade.adityabirlamoney.com/PlatformWeb/RealTime/WatchList/SRWatchList#


**ADITYA BIRLA CAPITAL**

Quote ~ enter search criteria

NIFTY  
8,441.40 -27.40 -0.32%

SENSEX  
28,885.72 16.21 0.06%

DASHBOARD WATCHLIST PORTFOLIO QUICK TRADE CHARTS TRANSFER FUNDS RESEARCH THEMATIC INVESTMENT REPORTS NEWS MARKETINFO WHATSNEW OFFERS NEW

Scripts

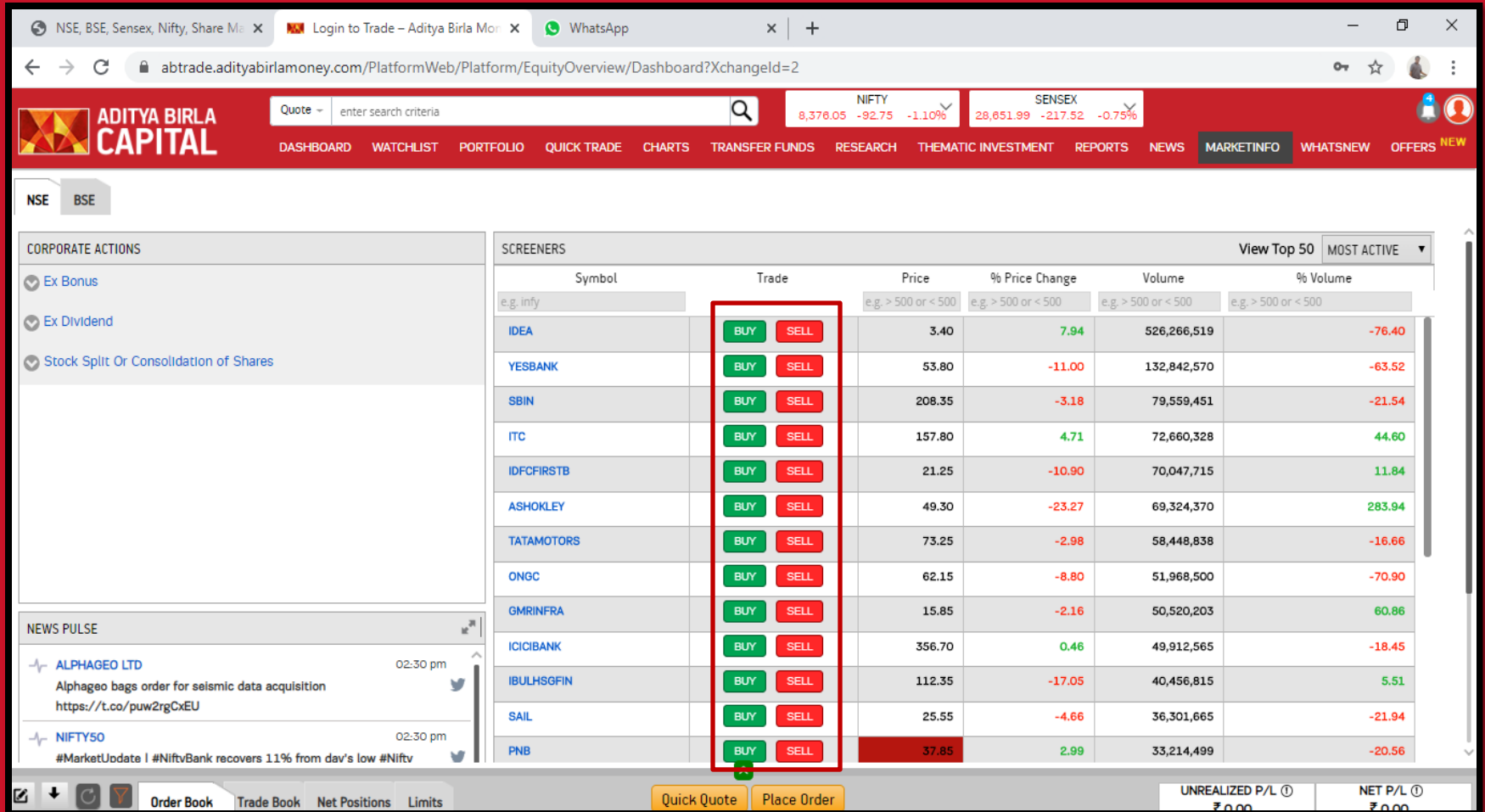
Symbol	Company	Option Strategy	40X	CBR	Actions	Exchange	Equity Overview	Derivative Overview	Currency Overview
INFY	INFOSYS LTD	OS	40X	CBR	BUY SELL QUOTE	NSE	Calendar	OptionChain	Indices
BANDHANBNK	BANDHAN BANK LTD	OS		CBR	BUY SELL QUOTE	NSE		OptionCalculator	OptionStrategies
BEL	BHARAT ELECTRONICS LTD	OS		CBR	BUY SELL QUOTE	NSE		FutureRollover	
GAIL	GAIL LTD	OS	40X	CBR	BUY SELL QUOTE	NSE			
HCLTECH	HCL TECHNOLOGIES LTD	OS	40X	CBR	BUY SELL QUOTE	NSE			
HDFCLIFE	HDFC LIFE INSURANCE COMPANY LTD	OS		CBR	BUY SELL QUOTE	NSE	424.80 5.35 1.28%	419.45 385	
ITC	ITC LTD	OS	40X	CBR	BUY SELL QUOTE	NSE	158.50 7.80 5.18%	150.70 150	
LT	LARSEN & TOUBRO LTD	OS	40X	CBR	BUY SELL QUOTE	NSE	859.00 -45.55 -5.04%	904.55 873	
LICHSGFIN	LIC HOUSING FINANCE LTD	OS		CBR	BUY SELL QUOTE	NSE	231.80 5.00 2.20%	226.80 215	
MGL	MAHANAGAR GAS LTD	OS		CBR	BUY SELL QUOTE	NSE	750.00 3.70 0.50%	746.30 700	
MARUTI	MARUTI SUZUKI INDIA LTD	OS	40X	CBR	BUY SELL QUOTE	NSE	4980.75 -371.90 -6.95%	5,352.65 4,870	
RBLBANK	RBL BANK LTD	OS		CBR	BUY SELL QUOTE	NSE	175.70 8.75 5.24%	166.95 155	
RELIANCE	RELIANCE INDUSTRIES LTD	OS	40X	CBR	BUY SELL QUOTE	NSE	938.45 -30.05 -3.10%	968.50 920	
SBICARD	SBI CARDS & PAYMENT SERVICES LTD			CBR	BUY SELL QUOTE	NSE	697.75 8.55 1.24%	689.20 660	
SBIN	STATE BANK OF INDIA	OS	40X	CBR	BUY SELL QUOTE	NSE	210.90 -4.30 -2.00%	215.20 202	
WIPRO	WIPRO LTD	OS	40X	CBR	BUY SELL QUOTE	NSE	168.55 -1.40 -0.82%	169.95 165	

Quick Quote Place Order

UNREALIZED P/L ① ₹ 0.00 NET P/L ① ₹ 0.00

Get all Market Info under this tab.

# Market Info - Equity



The screenshot shows the Aditya Birla Capital Equity Overview Dashboard. The top navigation bar includes links for DASHBOARD, WATCHLIST, PORTFOLIO, QUICK TRADE, CHARTS, TRANSFER FUNDS, RESEARCH, THEMATIC INVESTMENT, REPORTS, NEWS, MARKETINFO, WHATSNEW, and OFFERS. The main content area is divided into three sections: CORPORATE ACTIONS, SCREENERS, and NEWS PULSE. The SCREENERS section is highlighted with a red box, showing a table of stock data with columns for Symbol, Trade, Price, % Price Change, Volume, and % Volume. The table lists various stocks including IDEA, YESBANK, SBIN, ITC, IDFCFIRSTB, ASHOKLEY, TATAMOTORS, ONGC, GMRINFRA, ICICIBANK, IBULHSGFIN, SAIL, and PNB. The bottom of the dashboard features a NEWS PULSE section with recent news items and a footer with links for Order Book, Trade Book, Net Positions, Limits, Quick Quote, and Place Order.

Symbol	Trade	Price	% Price Change	Volume	% Volume
IDEA	BUY SELL	3.40	7.94	526,266,519	-76.40
YESBANK	BUY SELL	53.80	-11.00	132,842,570	-63.52
SBIN	BUY SELL	208.35	-3.18	79,559,451	-21.54
ITC	BUY SELL	157.80	4.71	72,660,328	44.60
IDFCFIRSTB	BUY SELL	21.25	-10.90	70,047,715	11.84
ASHOKLEY	BUY SELL	49.30	-23.27	69,324,370	283.94
TATAMOTORS	BUY SELL	73.25	-2.98	58,448,838	-16.66
ONGC	BUY SELL	62.15	-8.80	51,968,500	-70.90
GMRINFRA	BUY SELL	15.85	-2.16	50,520,203	60.86
ICICIBANK	BUY SELL	356.70	0.46	49,912,565	-18.45
IBULHSGFIN	BUY SELL	112.35	-17.05	40,456,815	5.51
SAIL	BUY SELL	25.55	-4.66	36,301,665	-21.94
PNB	BUY SELL	37.85	2.99	33,214,499	-20.56

Under Equity, the overview tab would lead you to all the latest corporate actions and news along with the screeners where you can trade your orders directly



# Market Info - Derivatives

NSE, BSE, Sensex, Nifty, Share Mo X Login to Trade - Aditya Birla Mo X WhatsApp

abtrade.adityabirlamoney.com/PlatformWeb/Platform/FNOOverview/Dashboard?XchangeId=2

ADITYA BIRLA CAPITAL

Quote - enter search criteria

NIFTY 8,377.50 -91.30 -1.08% SENSEX 28,651.74 -217.77 -0.75%

DASHBOARD WATCHLIST PORTFOLIO QUICK TRADE CHARTS TRANSFER FUNDS RESEARCH THEMATIC INVESTMENT REPORTS NEWS MARKETINFO WHATSNEW OFFERS NEW

NSE

FNO PULSE

- #HDFCLIFE# 20MARFUT CoC slips from 8.67 to 1.23 02:30 pm
- #HINDUNILVR# 20MARFUT CoC surges from 0.14 to 3.66 02:30 pm
- #AXISBANK# 20MARFUT sees (300) contracts Squared Off in Last 10 Mins 02:30 pm
- #ICICIBANK# 20MARFUT shows Jump in Fresh Contracts (336) from 6803 to 7139 02:30 pm
- Auto Sector shows most of the Declines with 63% (10 Declines) declining 02:30 pm
- Most of the advances are in Pharma Sector with 60% (6 Advances) advancing 02:30 pm

15 MIN BUILT UP - NIFTY MAR 26 2020 FUTURE

Interval	Zone	Traded Contracts
14:15:00 TO 14:30:00	Long Unwinding	23439
14:00:00 TO 14:15:00	Long Built Up	27861
13:45:00 TO 14:00:00	Long Built Up	30962
13:30:00 TO 13:45:00	Short Built Up	16246

FNO ALERT

REDFER PAINTS INDIA LTD 02:30 pm

SCREENERS

View Top 50 MOST ACTIVE

Symbol	Trade	Price	% Price Change	Volume	% Volume
JINDALSTEL 26MAR2020	BUY SELL	95.50	-5.30	23,220,000	-21.21
TATASTEEL 26MAR2020	BUY SELL	269.75	-3.26	22,573,500	-8.87
RELIANCE 26MAR2020	BUY SELL	931.30	-3.83	22,066,000	-2.53
BHEL 26MAR2020	BUY SELL	22.70	-1.94	21,829,600	-25.99
NCC 26MAR2020	BUY SELL	20.25	0.00	21,519,000	4.64
INDUSINDBK 26MAR2020	BUY SELL	439.15	-4.89	20,902,400	-58.27
GAIL 26MAR2020	BUY SELL	69.35	-2.19	20,765,262	-27.49
JSWSTEEL 26MAR2020	BUY SELL	161.60	-1.31	19,890,400	-27.45
RBLBANK 26MAR2020	BUY SELL	174.05	7.54	19,851,000	-37.03
SUNPHARMA 26MAR2020	BUY SELL	366.05	0.94	18,856,250	9.34
DLF 26MAR2020	BUY SELL	135.35	-2.94	18,351,300	-5.57
CANBK 26MAR2020	BUY SELL	99.65	4.13	17,232,800	13.38
M&NADHI IDAM 26MAR2020	BUY SELL	85.35	-1.56	16,194,000	-33.01

Order Book Trade Book Net Positions Limits

Quick Quote Place Order

UNREALIZED P/L ① ₹ 0.00 NET P/L ① ₹ 0.00

Under Derivatives, the overview tab will lead you to a brief view of the strategy & news. Screeners here allow you to trade directly.

# Market Info - Derivatives

NSE, BSE, Sensex, Nifty, Share M...
Login to Trade - Aditya Birla Mon...
WhatsApp

abtrade.adityabirlamoney.com/PlatformWeb/Platform/FNOPutCall/Dashboard?Xchangel=2

Quote
enter search criteria

NIFTY
8,369.95
-98.85
-1.17%

SENSEX
28,637.17
-232.34
-0.80%

DASHBOARD
WATCHLIST
PORTFOLIO
QUICK TRADE
CHARTS
TRANSFER FUNDS
RESEARCH
THEMATIC INVESTMENT
REPORTS
NEWS
MARKETINFO
WHATSNOW
OFFERS
NEW

NSE

Symbol
NIFTY
Expiry Date
MAR 19 2020
Underlying Future: 8,320.90
-112.80
(-1.34%)
Underlying Index: 8,363.90
-104.90
(-1.24%)

Place Basket

CALL										PUT									
	OI	OI Chg	Volume	IV	Net Chg	LTP(₹)	Trade		Strike	Trade		LTP(₹)	Net Chg	IV	Volume	OI Chg	OI		
+	300525	253,275.00	19102350	-	-112.60	388	BUY	SELL	8000	BUY	SELL	5.75	-49.45	-	53343825	1,645,875.00	2249825	+	
+	18000	-	1787225	-	-821.45	330	BUY	SELL	8050	BUY	SELL	7.2	-56.65	-	3421425	123,075.00	143475	+	
+	280825	276,800.00	18826200	-	-150.10	289.85	BUY	SELL	8100	BUY	SELL	9.4	-62.65	-	28245300	425,175.00	1199850	+	
+	30075	29,475.00	2308550	-	-132.50	241.5	BUY	SELL	8150	BUY	SELL	12.25	-71.60	-	2699925	116,100.00	164100	+	
+	399300	385,125.00	31808100	-	-146.40	196.25	BUY	SELL	8200	BUY	SELL	15.85	-80.45	-	25679250	787,125.00	1165350	+	
+	44825	42,600.00	4416300	-	-159.90	152.15	BUY	SELL	8250	BUY	SELL	21.15	-89.35	-	2645850	135,000.00	175200	+	
+	555750	546,750.00	31724400	-	-163.65	109.65	BUY	SELL	8300	BUY	SELL	29.7	-96.05	-	18366825	816,450.00	1044600	+	
+	80400	76,200.00	4236825	-	-164.00	73.2	BUY	SELL	8350	BUY	SELL	41.8	-102.50	-	1851450	97,725.00	121950	+	
+	785400	708,825.00	32772450	-	-165.35	40.95	BUY	SELL	8400	BUY	SELL	58.9	-103.45	-	11193800	625,275.00	867300	+	
+	218850	200,325.00	4385625	-	-151.20	21.35	BUY	SELL	8450	BUY	SELL	90	-94.80	-	1083225	93,450.00	115200	+	
+	1374375	1,100,775.00	57792975	-	-143.30	9.4	BUY	SELL	8500	BUY	SELL	127.5	-80.80	-	9412575	115,425.00	778350	+	
+	225300	185,175.00	5049300	-	-121.70	5.1	BUY	SELL	8550	BUY	SELL	176.1	-53.45	-	466800	12,075.00	40875	+	
+	1152675	782,850.00	34802475	-	-101.80	3.45	BUY	SELL	8600	BUY	SELL	222.25	-35.85	-	1996575	-86,475.00	181350	+	
+	151200	109,200.00	3426600	-	-82.55	2.3	BUY	SELL	8650	BUY	SELL	300	18.25	-	59475	3,000.00	14100	+	

Order Book
Trade Book
Net Positions
Limits

Quick Quote
Place Order

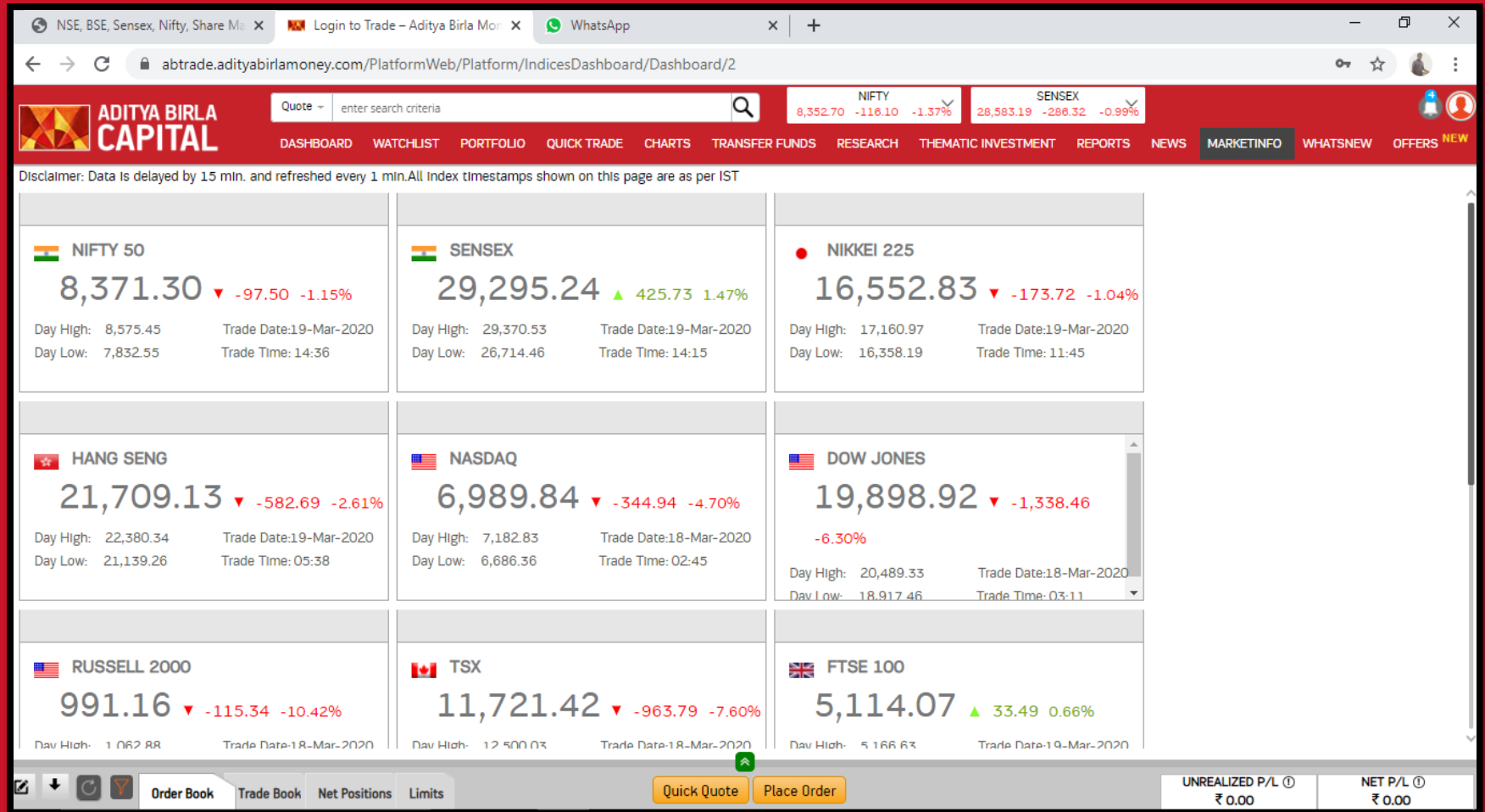
UNREALIZED P/L ⓘ  
₹ 0.00

NET P/L ⓘ  
₹ 0.00

Under Derivatives, Option Chain will display a watchlist of different options enabling you to strategize and trade efficiently.

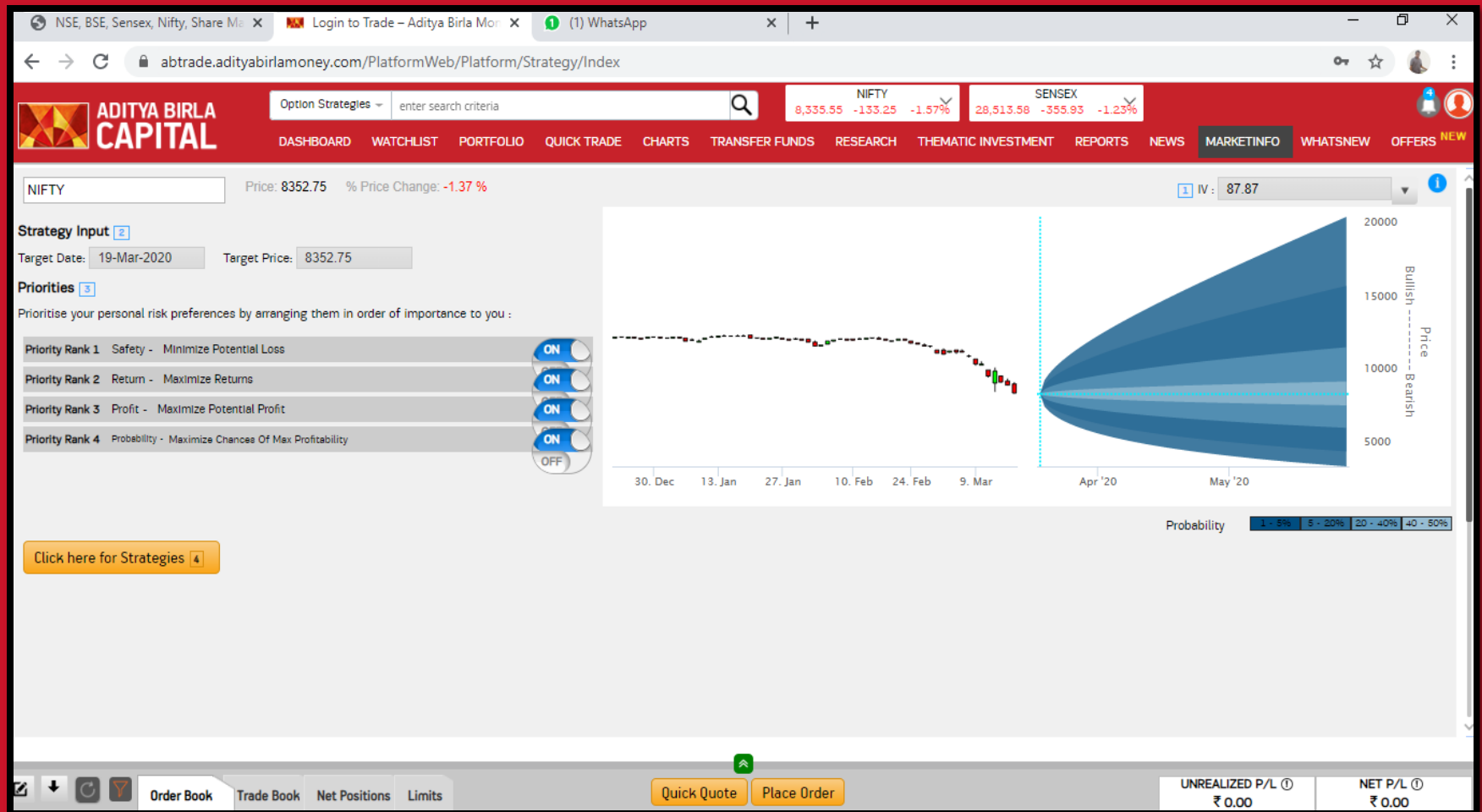


# Market Info - Derivatives



Under Derivatives, the Indices tab will display the information related to both national and global indices giving you an overall view of the markets


# Market Info - Derivatives



Under Derivatives, Options Strategies is an extensive research particularly made for traders who trade in Options.

# Market Info - Derivatives

NSE, BSE, Sensex, Nifty, Share Mo
Login to Trade – Aditya Birla Mor
(1) WhatsApp
abtrade.adityabirlamoney.com/PlatformWeb/Platform/FNOFuture/FutureRollOver




NIFTY  
8,360.05 -108.75 -1.28%
SENSEX  
28,596.71 -272.80 -0.94%

DASHBOARD WATCHLIST PORTFOLIO QUICK TRADE CHARTS TRANSFER FUNDS RESEARCH THEMATIC INVESTMENT REPORTS NEWS MARKETINFO WHATSNEW OFFERS

NSE
Sector All

Symbol	Spot Price	Rollover	Prev RollOver	3M Avg RollOver	COC %	COC Prev %	OI Chg Since Expiry %	Price Chg Since Expiry%	Built up
<small>filter by name</small>	<small>e.g &gt; 500 or &lt; 500</small>	<small>e.g &gt; 500 or &lt; 500</small>	<small>e.g &gt; 500 or &lt; 500</small>	<small>e.g &gt; 500 or &lt; 500</small>	<small>e.g &gt; 500 or &lt; 500</small>	<small>e.g &gt; 500 or &lt; 500</small>	<small>e.g &gt; 500 or &lt; 500</small>	<small>e.g &gt; 500 or &lt; 500</small>	<small>filter by buildup</small>
BANKNIFTY	20,332.85	15.75	11.48	12.78	-24.36	2.7	51.68	-33.11	Short Built Up
NIFTY	8,356.2	27.25	17.33	15.7	-32.33	6.33	46.05	-28.59	Short Built Up
NIFTYIT	11,493.5	12.99	8.82	5.32	3.85	-	-24.51	-28.21	Long Unwinding
ACC	1,097	4.59	12.81	6.85	-12.85	10.04	-34.79	-21.11	Long Built Up
ADANIANT	124.95	0.92	3.04	2.73	-44	12.59	-14.57	-47.24	Short Built Up
ADANIPORTS	255.25	5.87	5.66	4.34	14.28	16.6	35.9	-27.79	Short Built Up
ADANIPOWER	27	7.32	17.52	15.24	9.65	-11.76	-11.86	-48.87	Short Built Up
AMARAJABAT	458.85	4.25	4	4.65	13.05	9.03	-39.59	-32.55	Short Built Up
AMBUJACEM	156.9	5.07	34.76	13.75	4.98	-1.11	0.16	-26.09	Short Built Up
APOLLOHOSP	1,181.9	2.75	4.14	6.18	-31.86	2.44	-28.84	-34.87	Short Built Up
APOLLOTYRE	86.9	11.33	18.7	15.11	-21.04	10.61	-53.69	-41.4	Short Built Up
ASHOKLEY	49.05	9.01	12.95	13.32	-15.97	16.86	-2.37	-34.71	Short Built Up
ASIANPAINT	1,602.35	16.67	3.47	4.37	-17.11	10.06	5.28	-13.35	Short Built Up
AUROPHARMA	353.55	12.42	10.09	9.82	4.42	2.66	-22.82	-32.03	Short Built Up
AXISBANK	436.45	24.1	7.11	10.8	-17.35	1.85	2.99	-41.14	Short Built Up

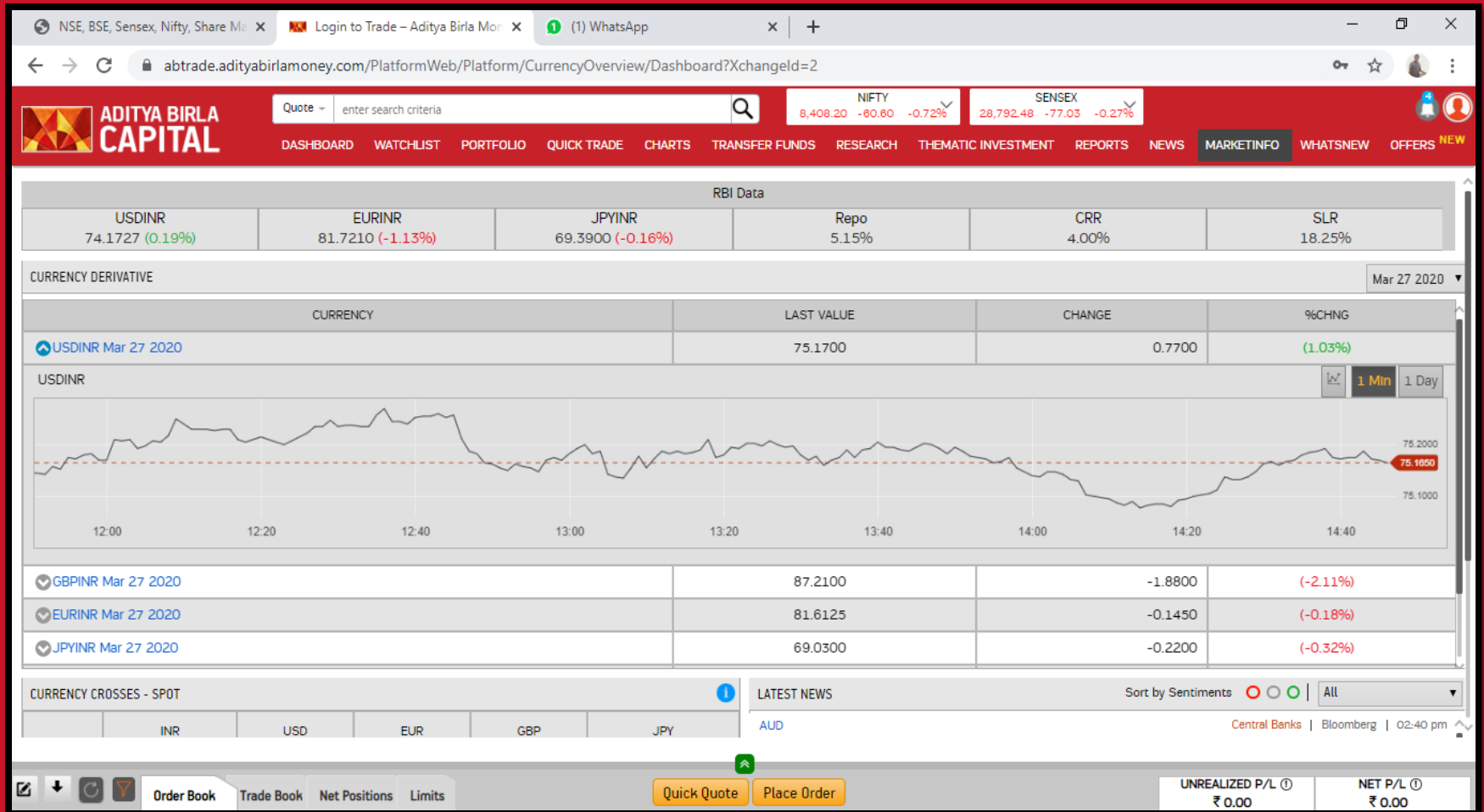
Order Book Trade Book Net Positions Limits

Quick Quote Place Order

UNREALIZED P/L ⓘ  
₹ 0.00
NET P/L ⓘ  
₹ 0.00

Under Derivatives, Future Roll Over gives all the details required for any roll over trade

# Market Info - Currency



Under Currency, the overview tab would give a holistic information regarding the global currency markets



ADITYA BIRLA  
CAPITAL

Stocks & Securities

THANK YOU & WELCOME

HAPPY TRADING